





AMSTRAD
MODEL NO DD8900
MAINS SUPPLY: 240V~50Hz
PAL(D) POWER CONSUMPTION: 37W
CAUTION: TO PREVENT ELECTRIC SHOCK, DO NOT REMOVE
COVER. ONLY QUALIFIED PERSONS SHOULD
SERVICED. DO NOT EXPOSE THIS UNIT TO STARK OR MOISTURE.
SERIAL NO: E 35 147796
MADE IN ENGLAND



TAPE 1

VHS HQ

STOP/EJECT REWIND PAUSE PLAY F.F. FWD RECORD

⏏ ⏮ ⏪ ⏩ ⏭ ⏹

TAPE 2

VHS HQ

STOP/EJECT REWIND PAUSE PLAY F.F. FWD RECORD

⏏ ⏮ ⏪ ⏩ ⏭ ⏹

8 EVENT 1 MONTH PROGRAMMABLE TIMER

8 x 16 HOUR PLAY/RECORD

AMSTRAD

TAPE 1

TAPE 2

CLOCK
TIMER

OUTPUT
SELECT

TAPE MODE

NORMAL DOUBLE LOOP
TAPE 1 TAPE 2 TAPE 1 TAPE 2
TAPE 1 TAPE 2 TAPE 1 TAPE 2

STEREO
EJECT

CHANNEL

DOUBLE
DECKER



TAPES 1

VHS HQ

STOP/EJECT REVERSE PLAY EJECT PAUSE RECORD

TAPES 2

VHS HQ

STOP/EJECT REVERSE PLAY EJECT PAUSE RECORD

SEVENTEEN MONTH PROGRAMMABLE TIMER

TAPES 1
00:00

TAPES 2
00:00

CLOCK
TIMER
00:00

OUTPUT SELECT TAPES 1 TAPES 2 CHANNEL
NORMAL CONTINUOUS LOOP

8.16 HOUR PLAY RECORD

ADVANCED HEADS
COMPLEX VIDEO HEADS FOR THE HIGHEST
QUALITY RECORDING
CLEAR REVERSE RECORDING SYSTEM

AMSTRAD

DOUBLE DECK

TAPE 1

VHS HQ

STOP/EJECT REWIND PLAY F.FWD PAUSE RECORD

TAPE 2

VHS HQ

STOP/EJECT REWIND PLAY F.FWD PAUSE RECORD

STANDBY

8 EVENT 1 MONTH PROGRAMMABLE TIMER

TAPE 1

TAPE 2

CLOCK
TIMER

OUTPUT
SELECT


TAPE MODE

	NORMAL	CONTINUOUS	LOOP
TAPE 1	TAPE 1	TAPE 1	TAPE 1
TAPE 2	TAPE 2	TAPE 2	TAPE 2

SYNCHRO
START

CHANNEL

L R S-VIDEO VIDEO SEARCH PAUSE STILL



VHS HQ

PLAY REWIND PAUSE RECORD

8 EVENT 1 MONTH PROGRAMMABLE TIMER

TAPES 1

TAPES 2

CLOCK
TIMER

OUTPUT
SELECT

TAPE MODE

NORMAL STILL/PAUSE LOOP
TAPES 1 STILL/PAUSE LOOP
TAPES 2 STILL/PAUSE LOOP

PROGRAM 1 2 3 4 5 6 7 8 9 0

8 & 16 HOUR PLAY/RECORD

MODEL: VCR9000
FEATURES: HI-RES VIDEO CASSETTE RECORDER
COMPUTER CONTROL SYSTEM
LED REMOTE CONTROL SYSTEM



DOUBLE
DECK VCR



AMSTRAD
MODEL NO D04900
MAINS SUPPLY: 240V-50Hz
PAL/E POWER CONSUMPTION: 37W
CAUTION: DO NOT USE EXCESSIVE FORCE TO GET REMOVED
COVER
SPECIFICALLY MADE PLUG FROM SUPPLY SOCKET
SERIAL NO 30137809
MADE IN ENGLAND

SCART 1

SCART 2



RF CHANNEL
ADJUST

32ch

40ch

OFF ON

TEST
SIGNAL

AMSTRAD

OVM401553-1

MODEL NO. DD8900

MAINS SUPPLY: 240V~50Hz

PAL(I) POWER CONSUMPTION: 37W

CAUTION TO PREVENT ELECTRIC SHOCK, DO NOT REMOVE
COVERS

DISCONNECT MAINS PLUG FROM SUPPLY SOCKET
WHEN NOT IN USE

DO NOT EXPOSE THIS UNIT TO RAIN OR MOISTURE

SERIAL NO.

E 30137809

MADE IN ENGLAND


POWER



ON

OFF

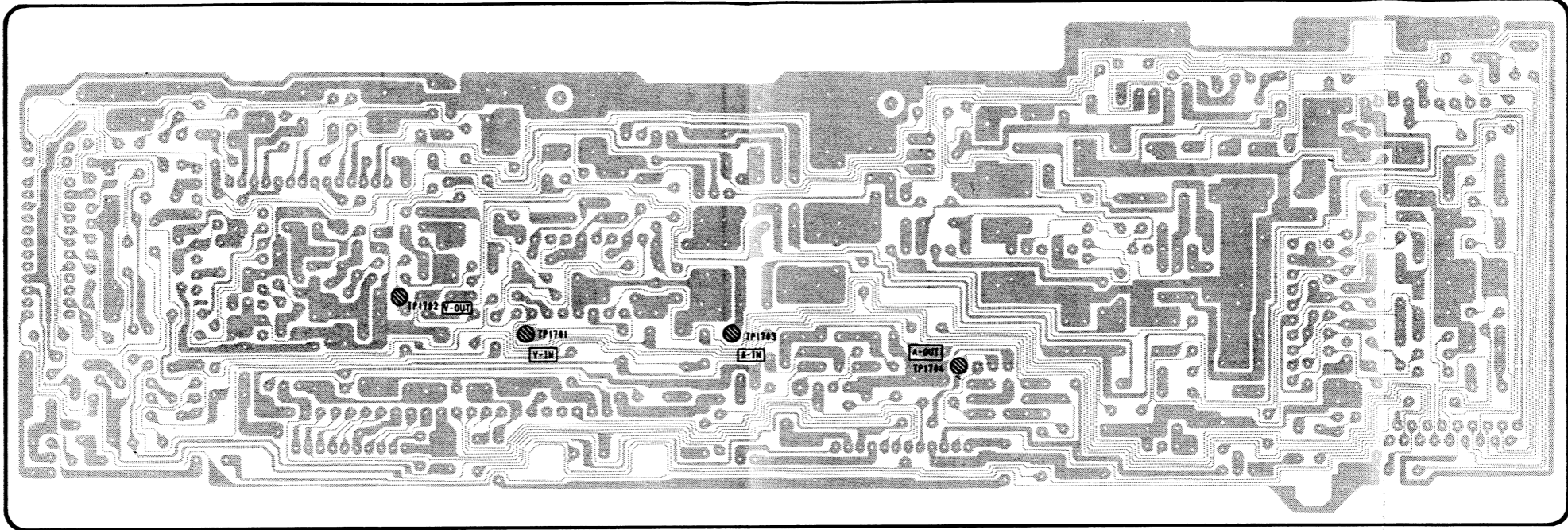
AMSTRAD




DD8900 / DD8904
DOUBLE DECK
VIDEO CASSETTE RECORDERS
SERVICE MANUAL

4. TEST POINT

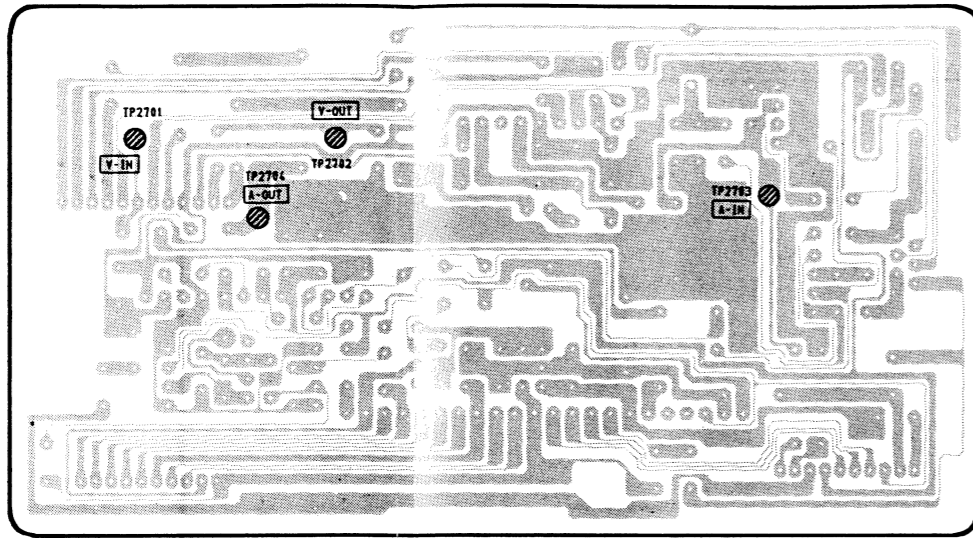
4-1. TUV-A PCB



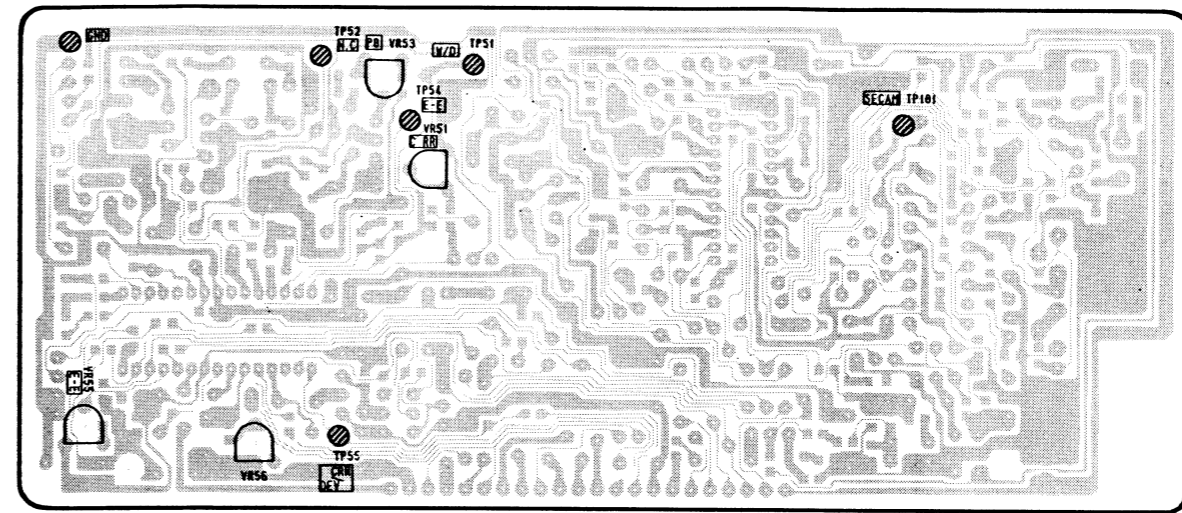
4-2. TUV-C PCB



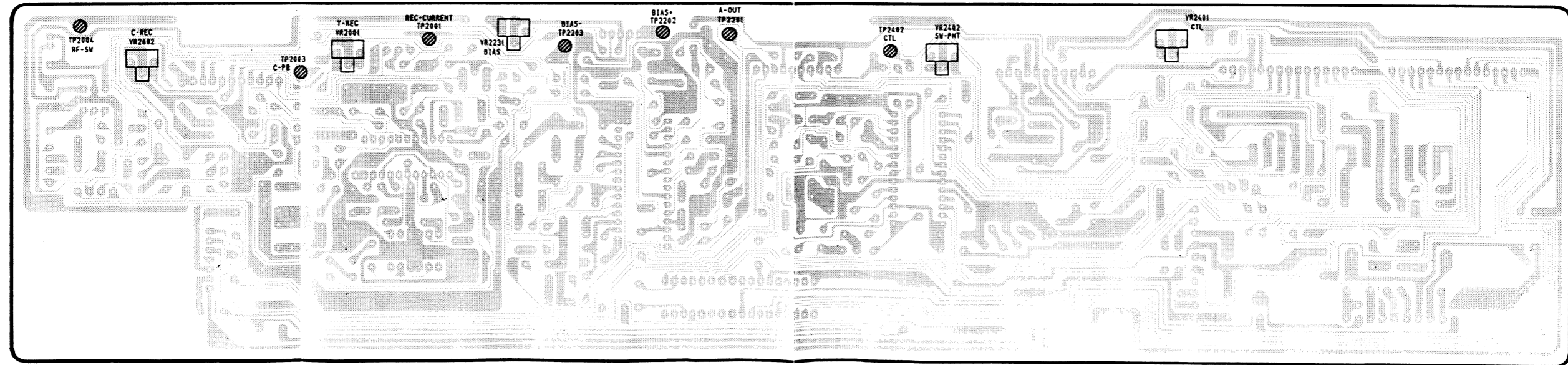
4-3. TMV-A PCB



4-5. MSV PCB

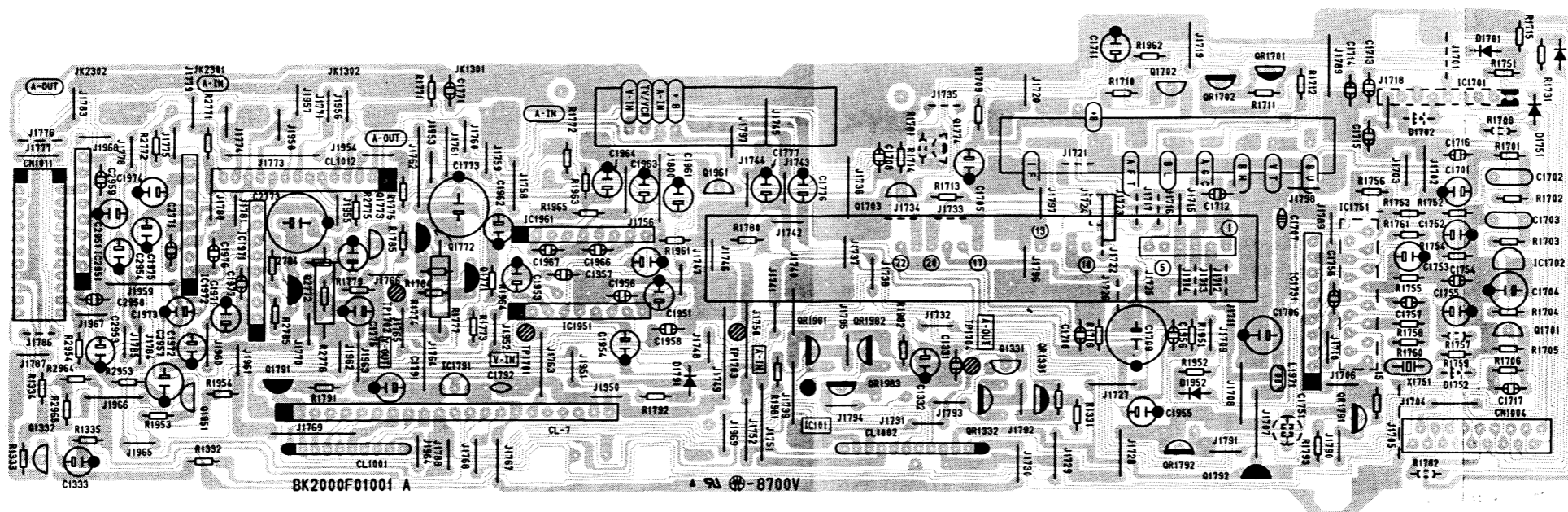


4-4. TMV-C PCB

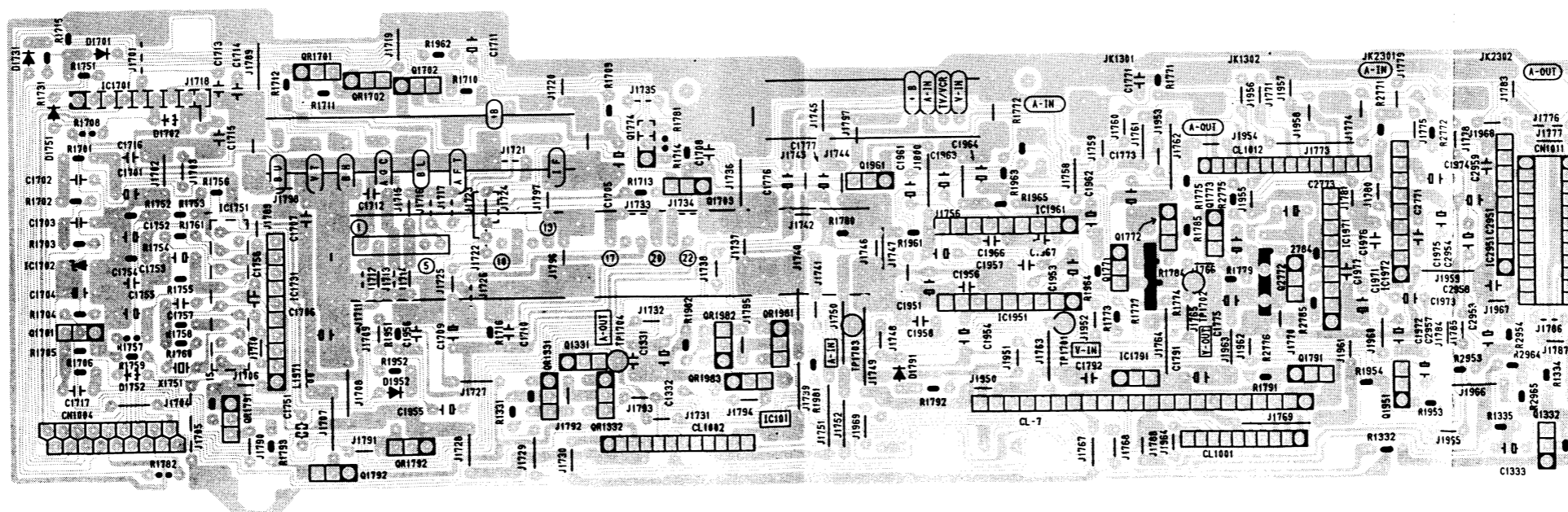


5. P.C.BOARD TOP AND BOTTOM VIEWS

5-1. TUV-A PCB TOP VIEW

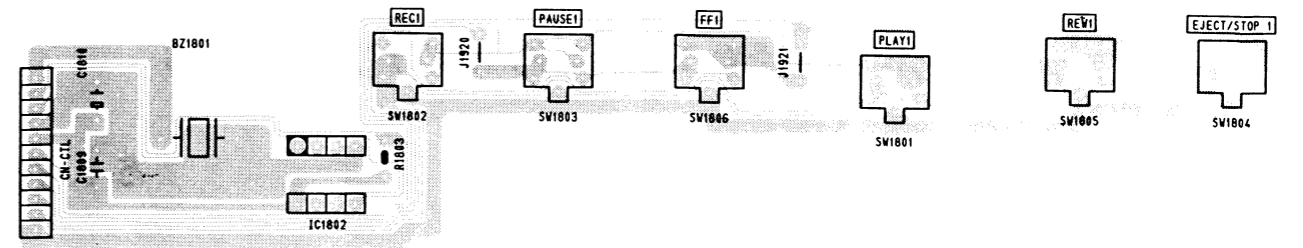
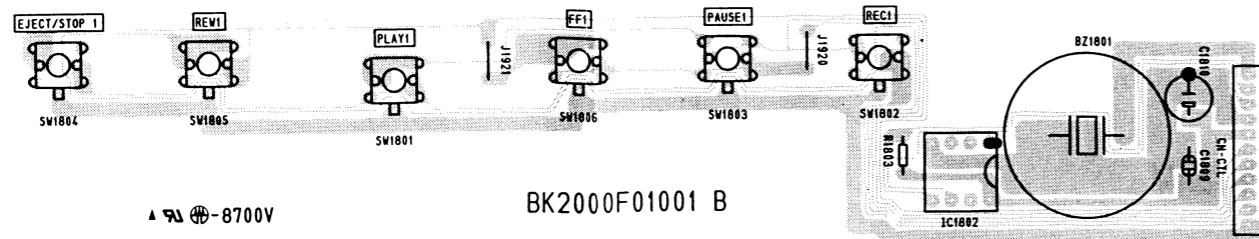


BOTTOM VIEW

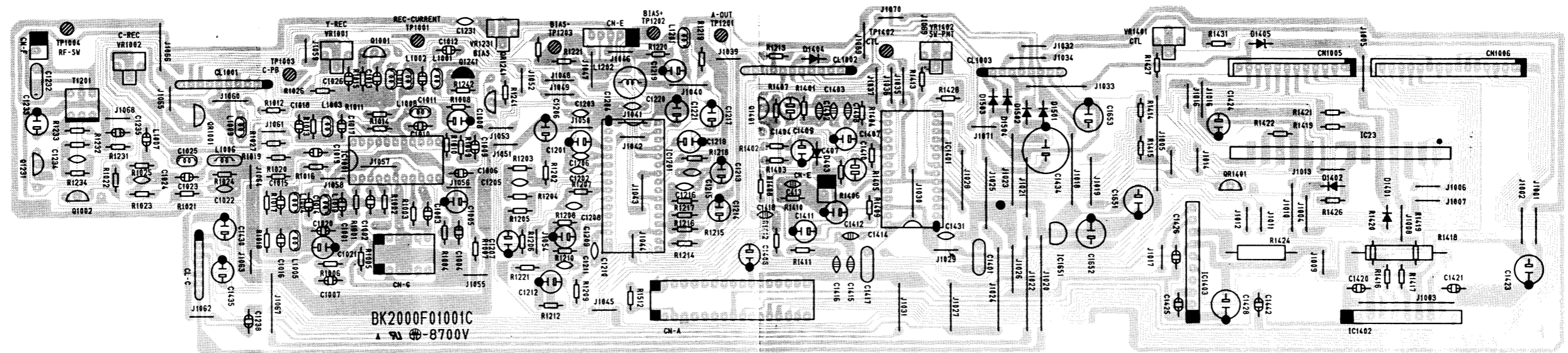


5-2. TUV-B PCB TOP VIEW

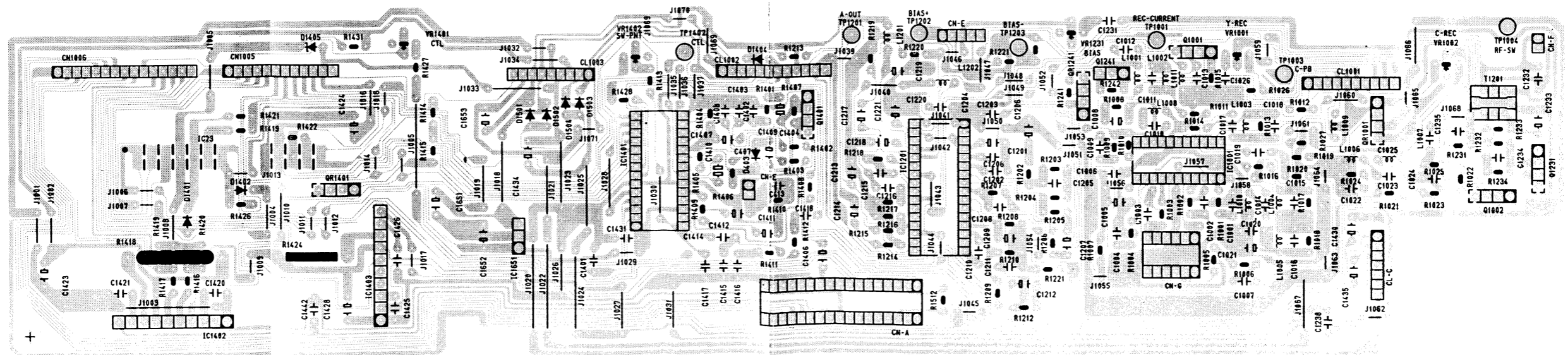
BOTTOM VIEW



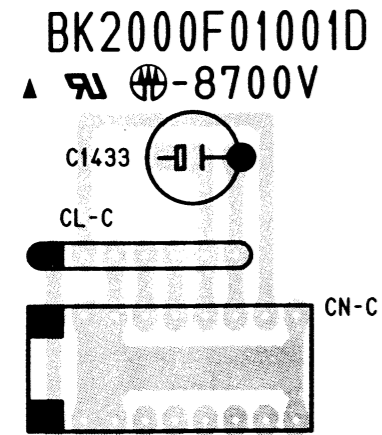
5-3. TUV-C PCB TOP VIEW



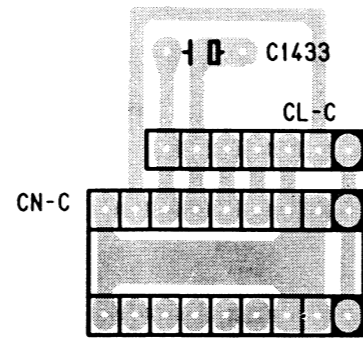
BOTTOM VIEW



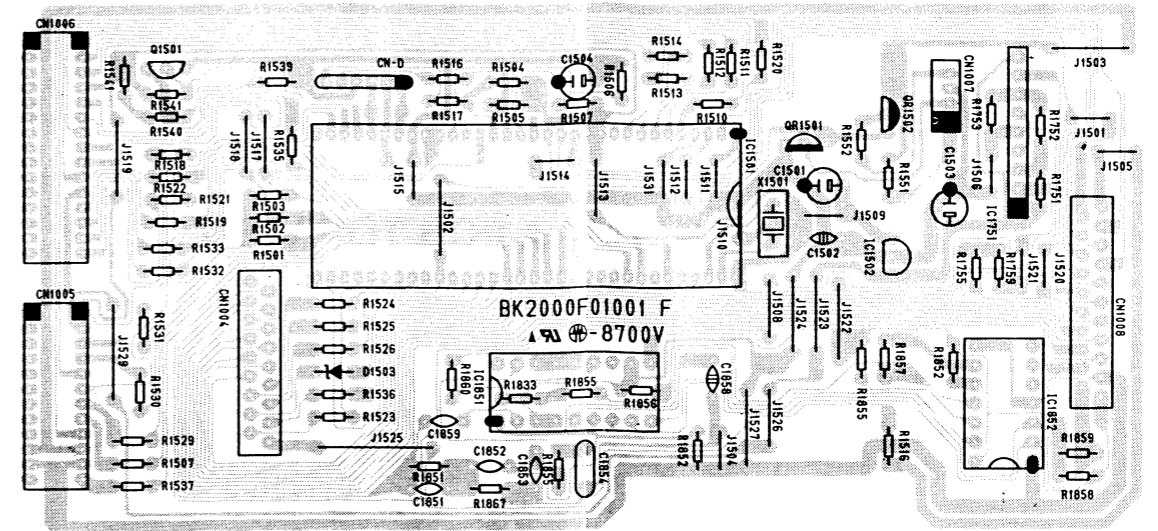
5-4. TUV-D PCB TOP VIEW



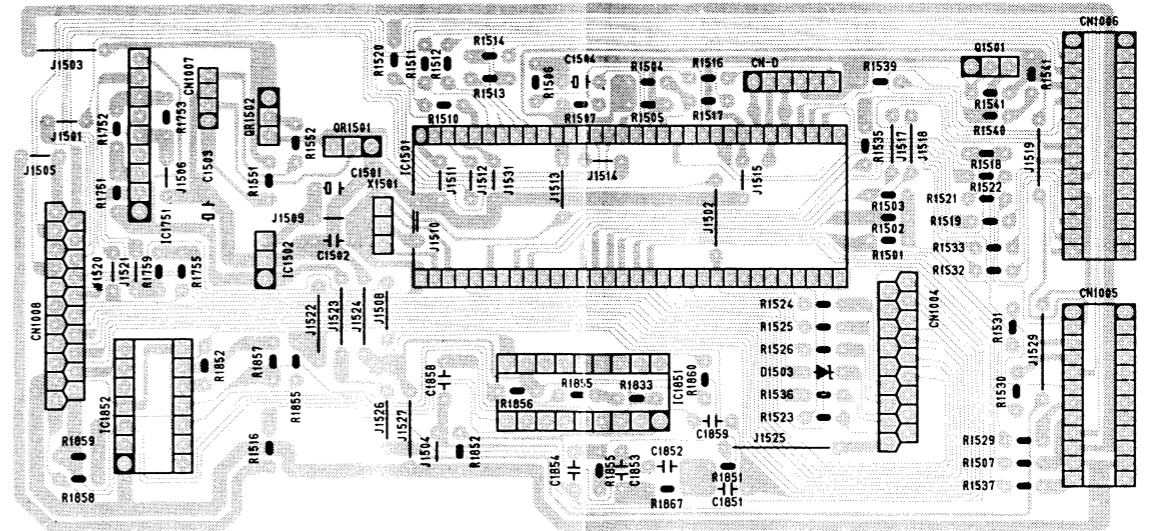
BOTTOM VIEW




5-6. TUV-F PCB TOP VIEW




BOTTOM VIEW



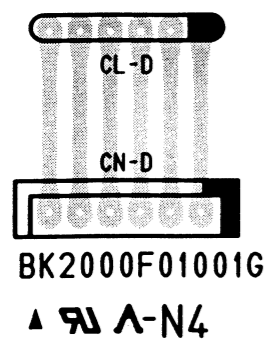
5-5. TUV-E PCB TOP VIEW



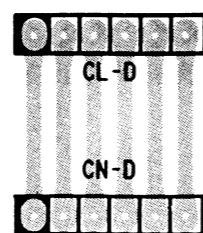
BOTTOM VIEW



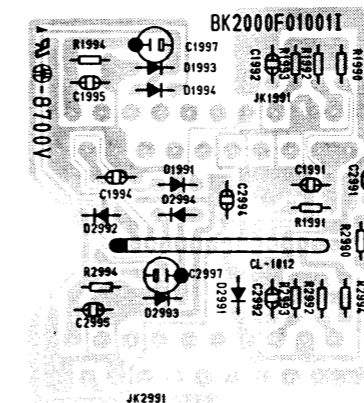
5-7. TUV-G PCB TOP VIEW



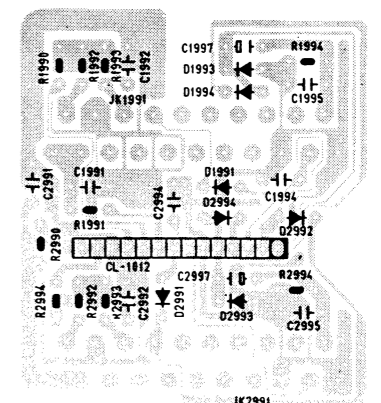
BOTTOM VIEW



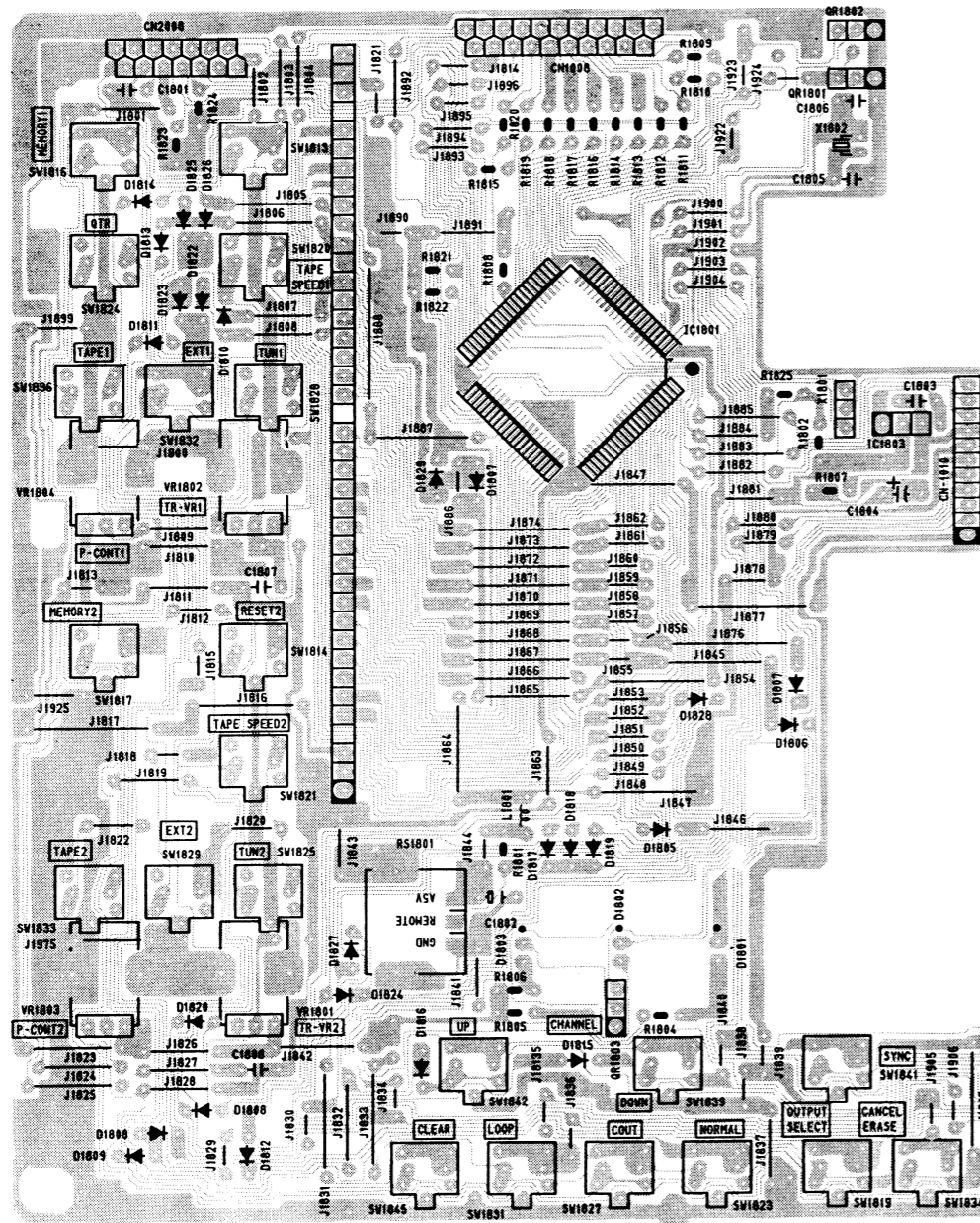
5-8. TUV-I PCB TOP VIEW



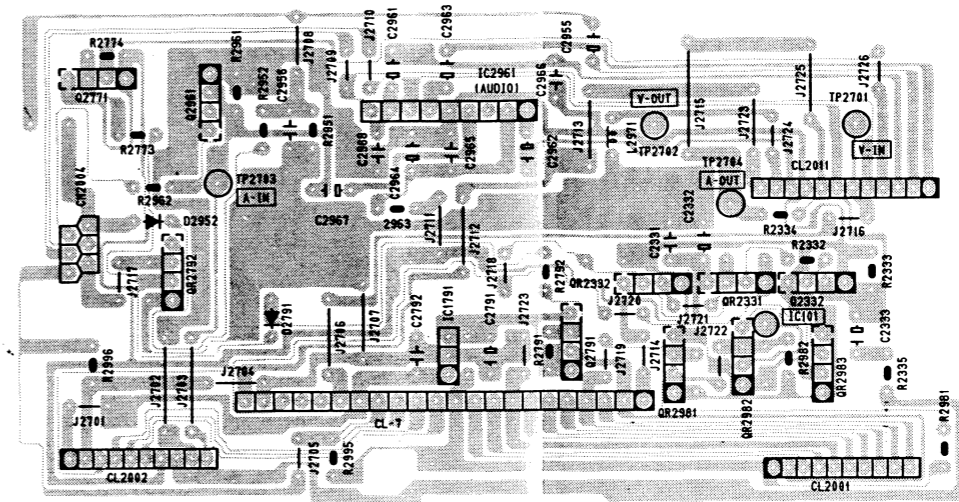
BOTTOM VIEW



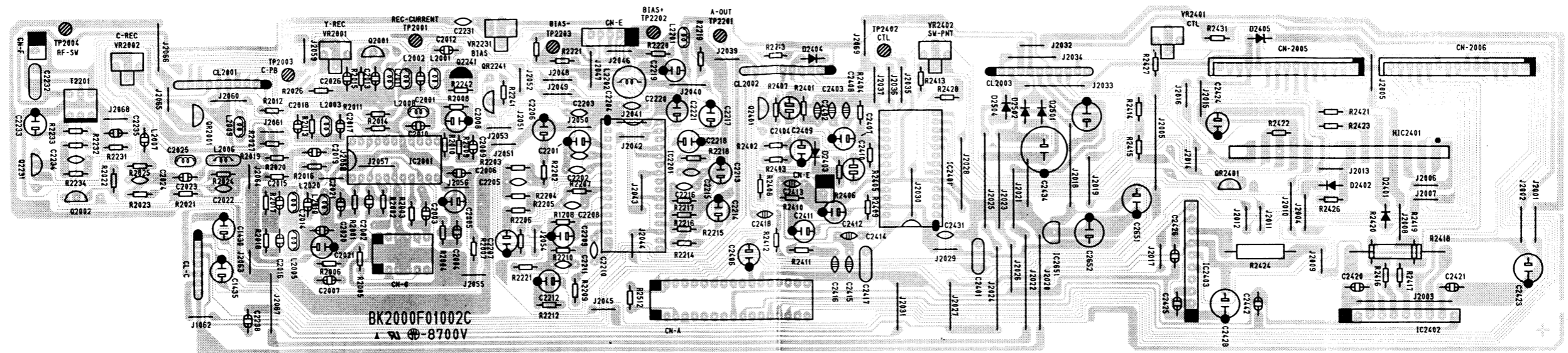
BOTTOM VIEW



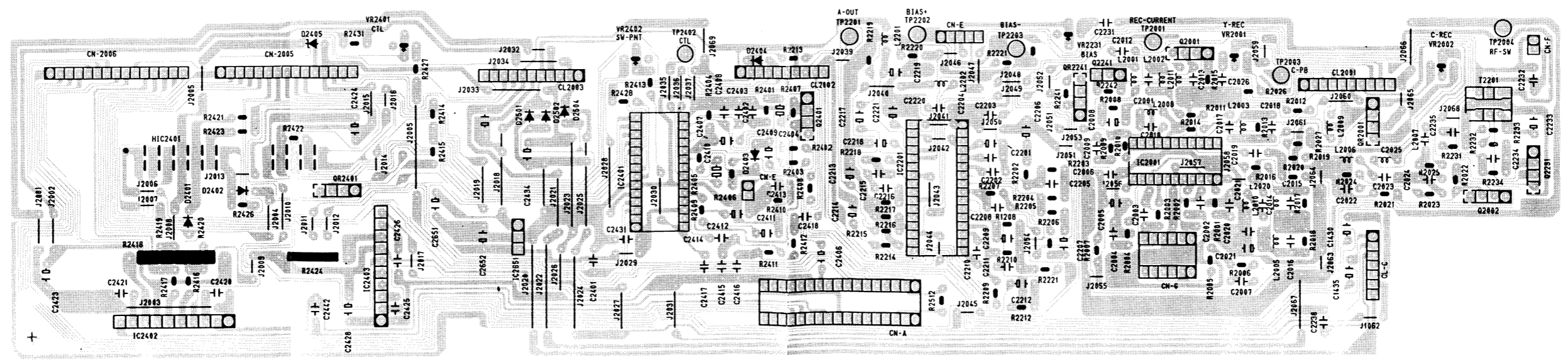
BOTTOM VIEW



5-11. TMV-C PCB TOP VIEW



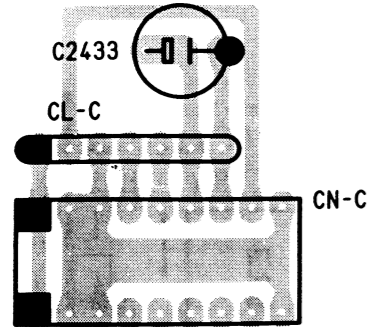
BOTTOM VIEW




5-12. TMV-D PCB

TOP VIEW

BK2000F01002D
 ▲ ⚡ ⚡ -8700V




BOTTOM VIEW

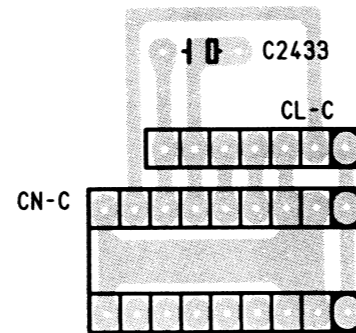


5-13. TMV-E PCB

TOP VIEW

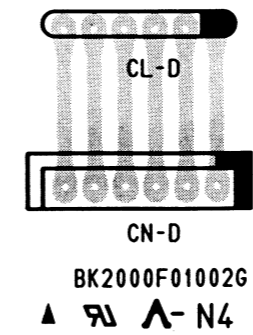


BOTTOM VIEW

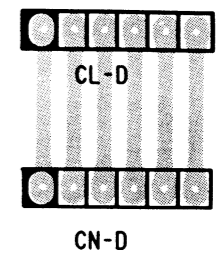


5-15. TMV-G PCB

TOP VIEW

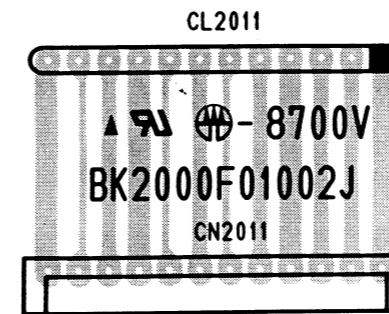


BOTTOM VIEW

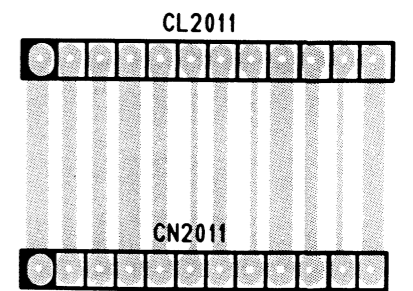


5-16. TMV-J PCB

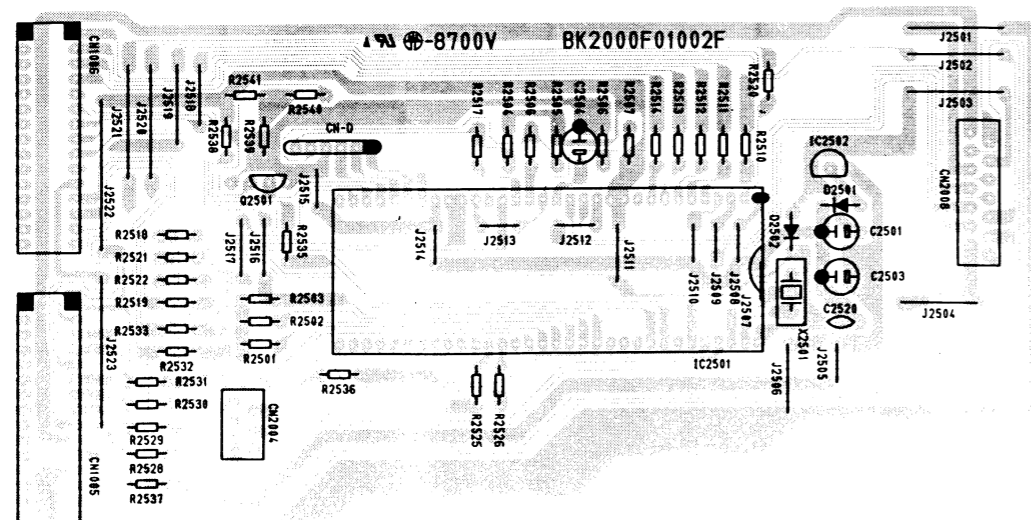
TOP VIEW



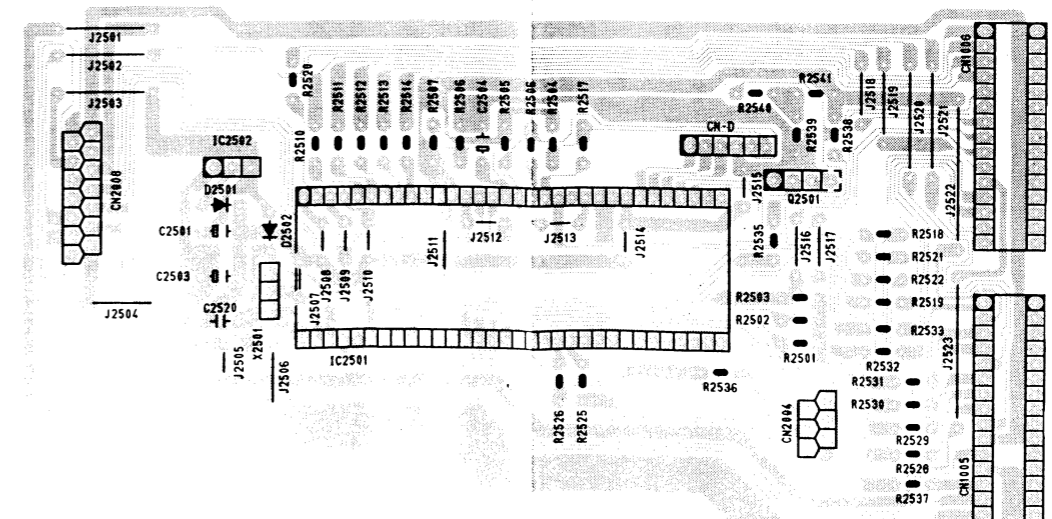
BOTTOM VIEW



5-14. TMV-F PCB TOP VIEW

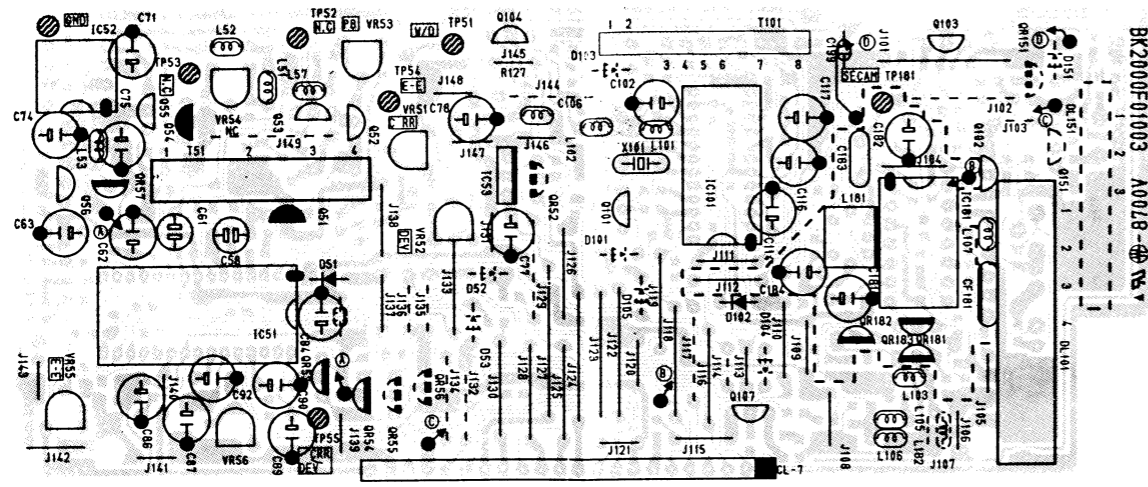


BOTTOM VIEW

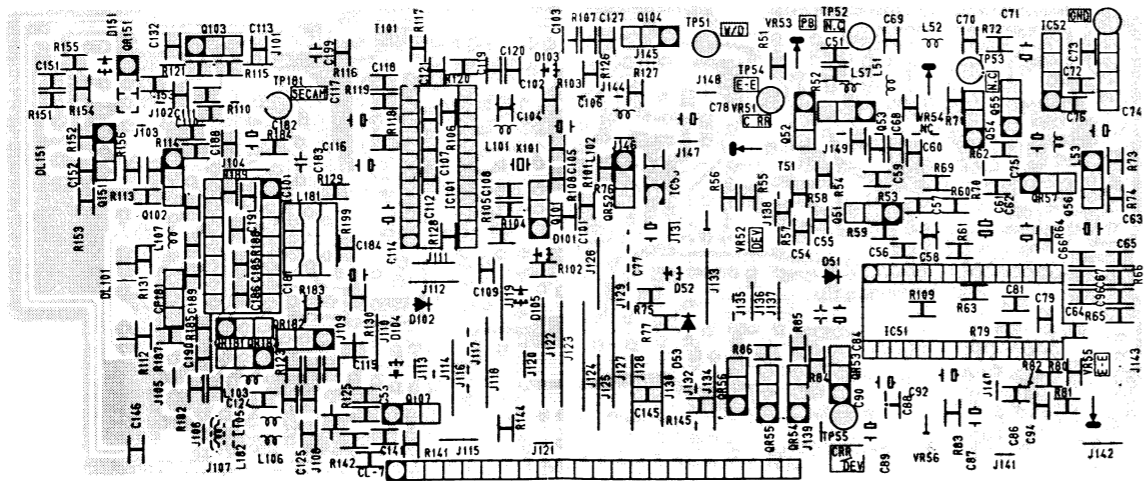


5-17. MSV PCB

TOP VIEW

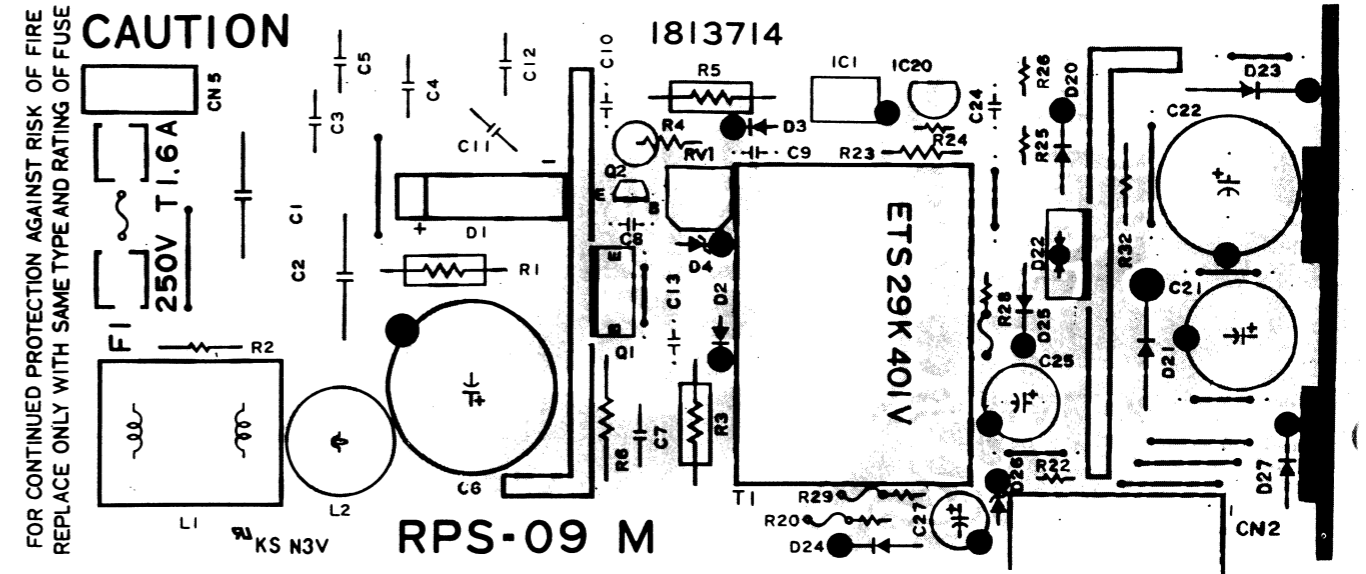


BOTTOM VIEW



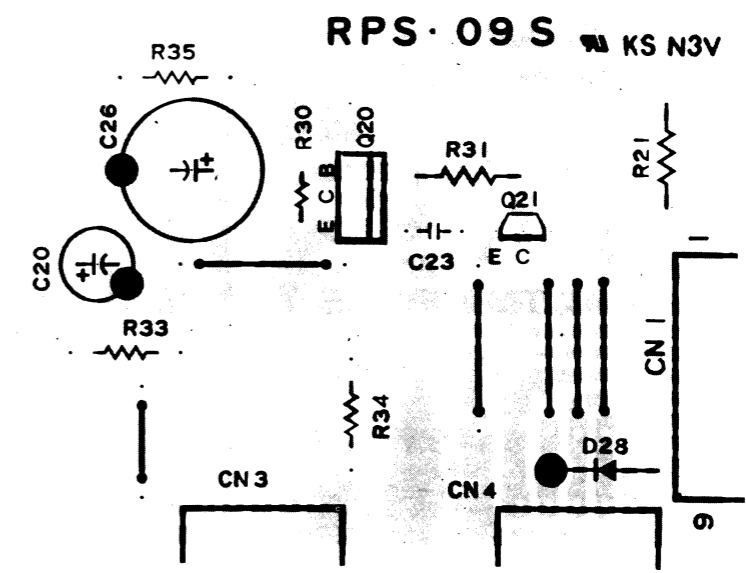
BK2000F01003

5-19. PSV PCB TOP VIEW



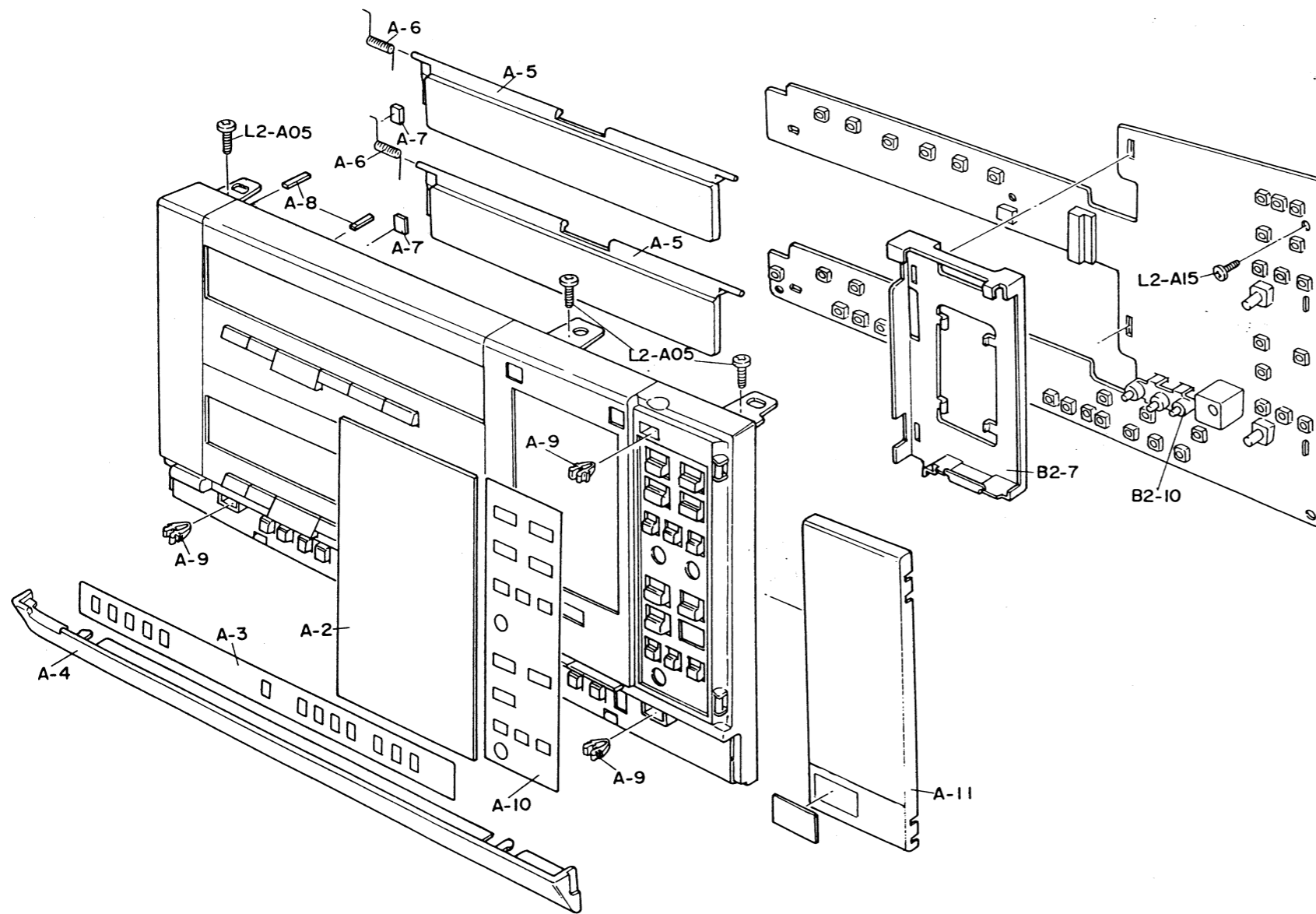
BN1050F01001

5-20. PSS PCB TOP VIEW



BN1050F01002

6-2. EXPLODED VIEW (FRONT)

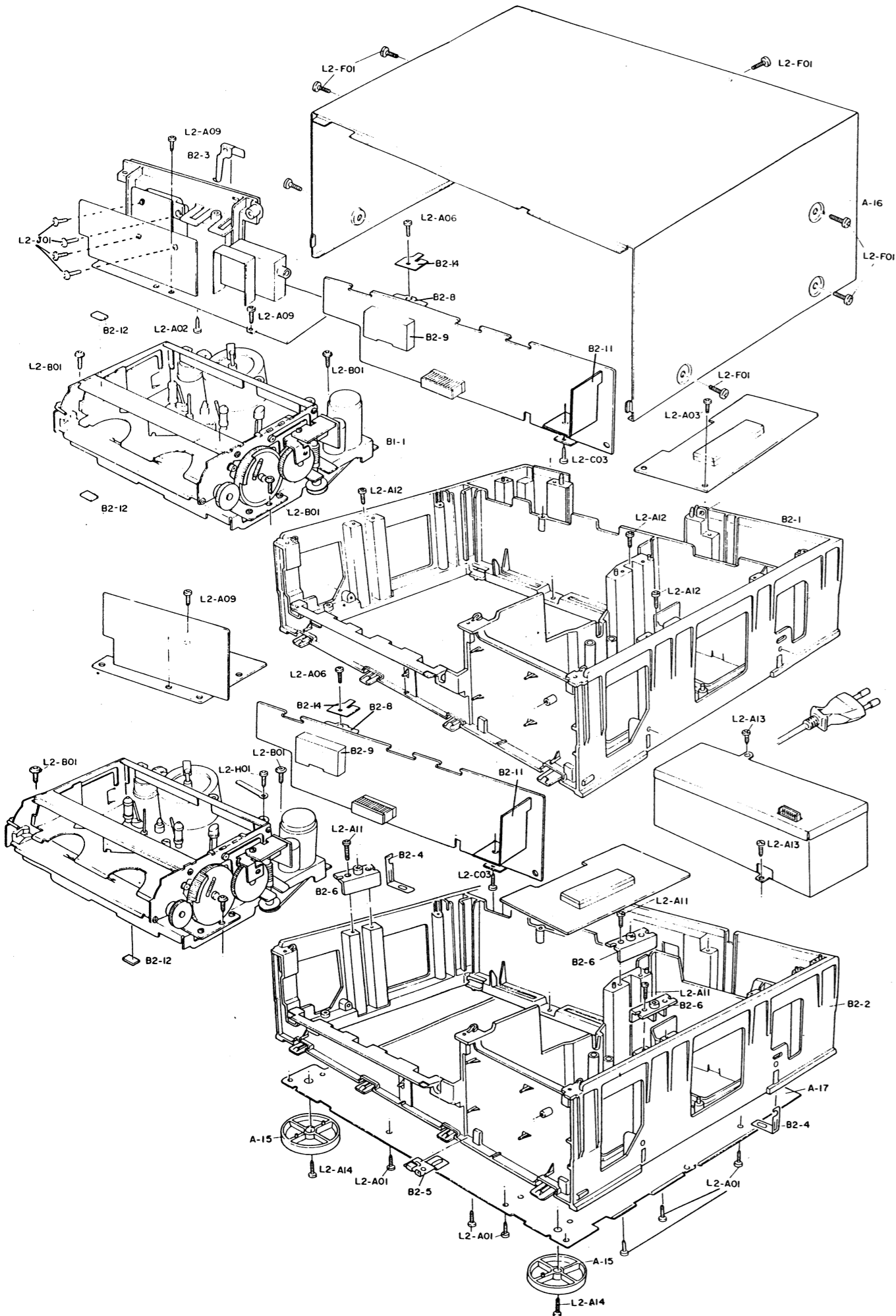


DD8900/DD8904 CABINET PARTS LIST

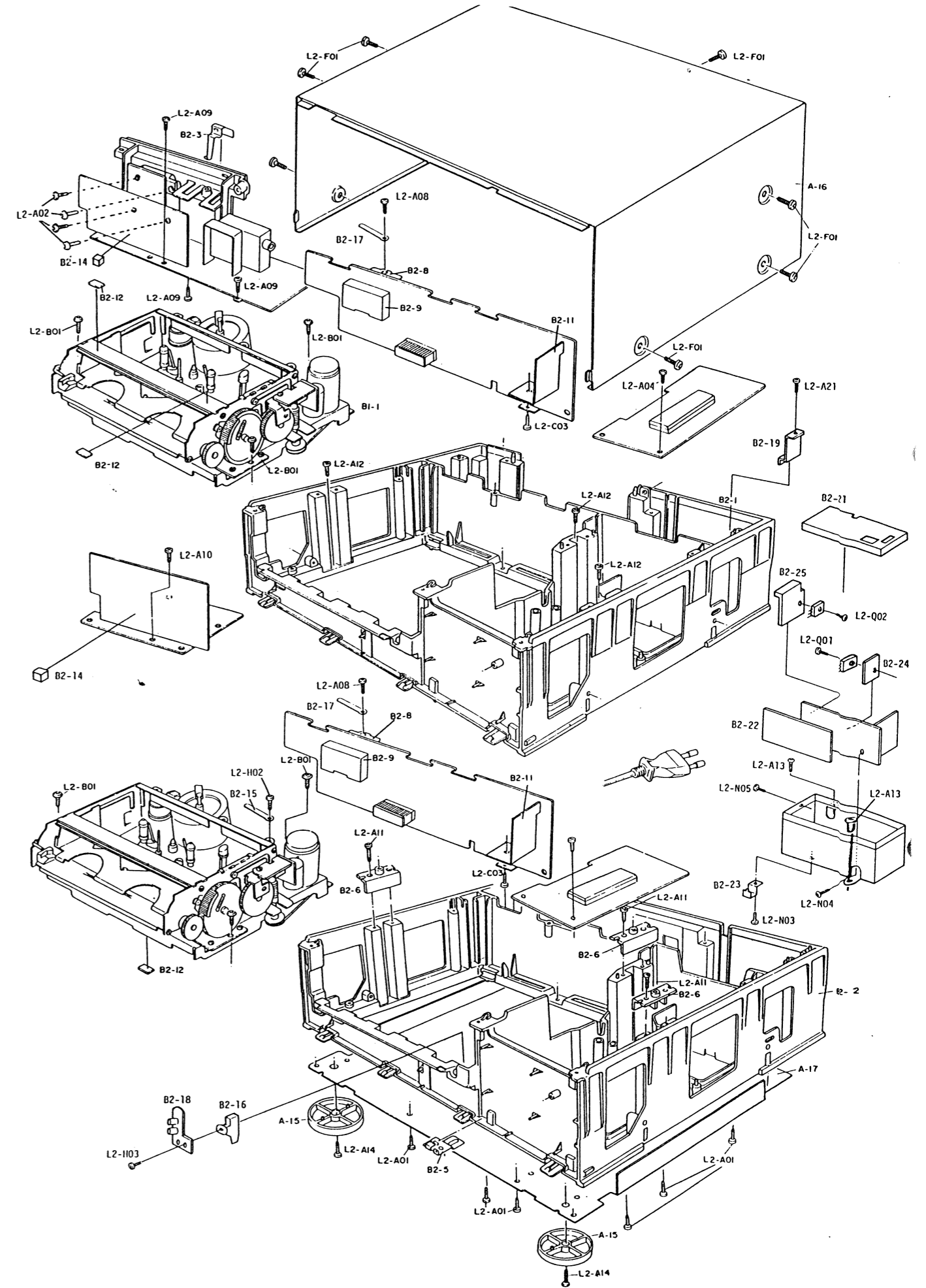
Ref.	Description	DD8900	DD8904
A-1X	Front Assembly	251539	253301
A-1	Front Panel Assembly		
	Front		
	Button Mode		
	Button Channel		
	Button Power		
A-2	Plate Counter		
A-3	Plate Timer		
A-4	Door Timer	251541	251541
A-5	Door Cassette	251548	251548
A-6	Spring Door		251550
A-7	Cushion Door	251546	251546
A-8	Spacer	251547	251547
A-9	Latch		251549
A-10	Plate Control		
A-11	Door Control	251542	253304
A-15	Leg Assembly	251551	251551
A-16	Case Top	251552	251552
A-17	Panel Bottom	251553	253312
A-18	Label Type	251554	253309
A-19	Jack Board	251555	251555
B1-1	Deck Assembly TN5900P2NRM556		
B2-1	Cabinet Main Upper		
B2-2	Cabinet Main Lower		
B2-3	Ground Plate Conv		
B2-4	Ground Plate Side		
B2-5	Ground Plate Front		
B2-6	Holder Cabinet		
B2-7	Holder FIP	253315	253315
B2-8	Shield Plate Top		
B2-9	Shield Plate Bottom		
B2-10	Holder LED	253317	253317
B2-11	Heat Sink		
B2-12	Spacer Deck	253319	253319
B2-13	Cushion Deck	253320	253320
B2-14	Cushion MSV PCB		
B2-15	Holder Wire		
B2-16	Bracket LED		
B2-17	Coating Clip		
B2-18	Bush LED		
B2-19	Holder TUV-E PCB		
	RF Cable	153048	153048
	Remote Control Box 1813736	251565	251565
	Users Instructions	UI-DD8900	UI-DD8904

Note: This Parts List also refers to Cabinet Exploded Views on page 46.

6.1 DD8900 CABINET EXPLODED VIEW



6.1 DD8904 CABINET EXPLODED VIEW



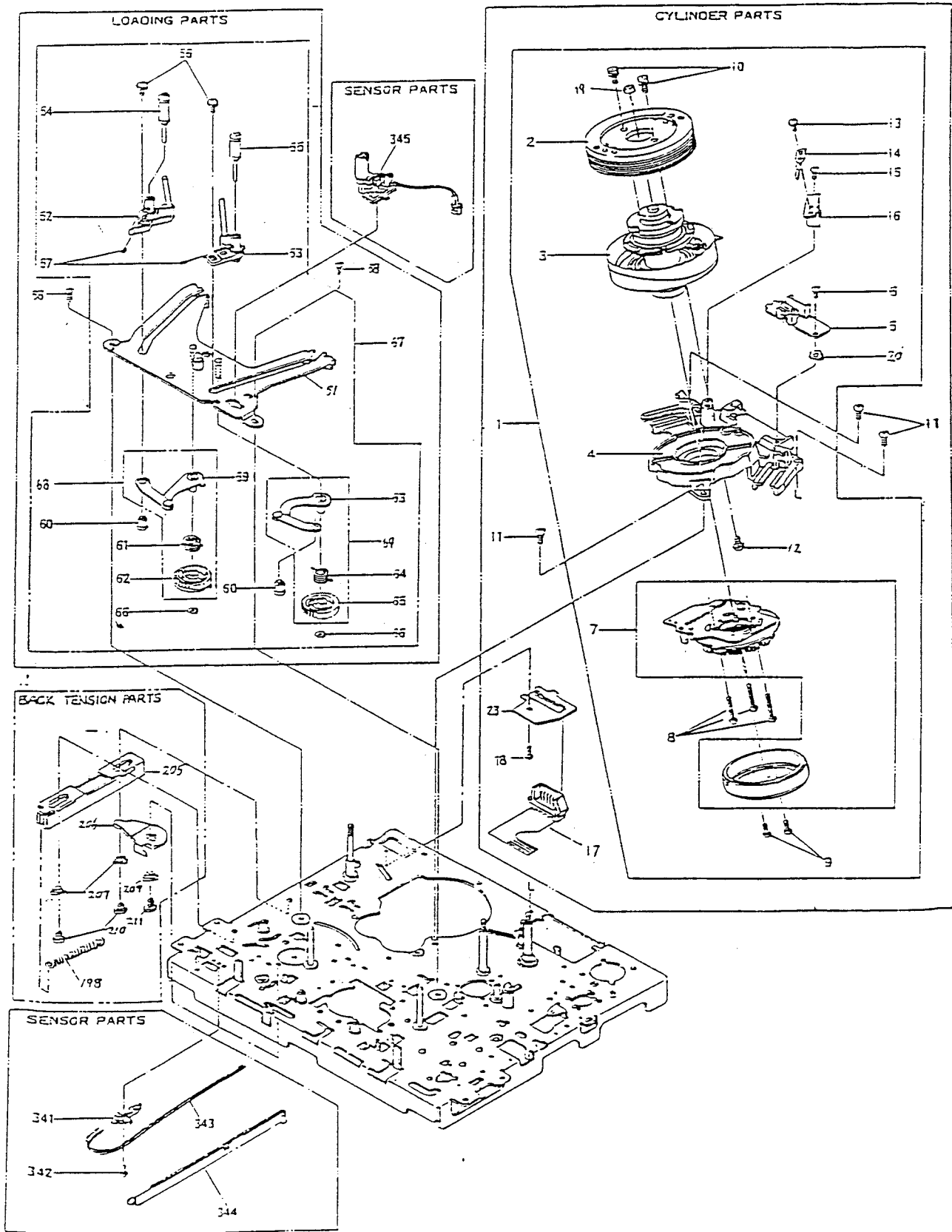
DD8900/8904 MECHANISM PARTS LIST

Ref.	Description	Part No.	Ref.	Description	Part No.
1	Cylinder Assembly	250801	121	Reel Assembly	153147
2	Drum, Upper	153063	122, 176	Washer, 03.1φ06φt0.5	
3	Drum Assembly Lower	153064	131	Arm Assembly, Pinch Roller	153148
4	Mount Cylinder	153065	132	Arm Pinch Roller	153149
5	PCB Assembly Video Out	153066	133	Screw M2.6φ4	
6	Screw W Sems M2.6φ6		134	Roller (A), Pinch	150768
7	Motor TM84	250802	135	Washer, Polyslider 05φ08φt0.5	
8	Screw C-Tight M2.6φ20		136, 337, 400, 505	Screw Sems M2.6φ4	
9	Screw Sems Ms.6φ6		137, 142, 203, 209, 332, 362, 365, 415	Collar	153084
10	Screw Bind M3φ8		138	Angle, P Actuate	153150
11	Screw C-Tight M3φ10		139	Holder, P Angle	153151
12	Screw B-Tight M2φ6		140	Spring, P Roller	153152
13	Screw Cap M2.6φ3		141	Plate (A), P Slide	153153
14	Ground Drum	153068	144	Joint Plate	153154
15, 18, 58, 143, 156, 204, 211, 331, 342, 363, 366, 508	Screw C-Tight M2.6φ5		145	Arm, P Actuate	153155
16	Bracket Drum Ground	153069	146	Spring, P Actuate Arm	153156
17	PCB Assembly DM	153070	147	Crank, P	153092
20	Washer Toothed Lock M2.6		148	Collar, P Crank	153093
3	Connector Bracket	250803	149	Screw, C-Tight FH (For Camera), M2.6φ4	
32	Open Angle	153807	150	Slider, P	153094
33, 192, 194, 224	Screw C-tight M2.6φ4		151	Spring, P Slider	153095
34	Adjuster Tracking	250804	152	Collar, P Slider	153096
35	Guide Tape	150727	153	Screw, C Tapping, M2.6φ5	
36	Spring Tape Guide	153088	154	Lever, P Cam	153097
37	Cap, Guide	151252	155	Collar, P Cam Lever	153098
38	Flange (C), Tape Guide	153089	157	Plate (B) P Slide	153157
39	Flange (D), Tape Guide	250805	171	Motor Assembly Capstan	153158
40	Nut M3.0		172	Capstan, Flywheel	153099
41	Rubber Damper	153091	173	Belt, Main	153100
51	Loading Base	153071	174	Angle Assembly, Flywheel	153101
52	Block (L) Loading	153072	175	Screw C-Tight M3φ5	
53	Block (R) Loading	153073	177	Housing Assembly, Metal	153159
54, 55	Roller Post ST	153314	178	Screw C-Tight M2.6φ8	
56	Screw, Cup M2.6φ3		179	Screw Sems M3φ4	
57	Screw Set M2.0φ3 (Plane Type)		180	Nylon Washer 2.92φ5φ0.5	
59	Plate (L) Loading	153074	191	Arm, Back Tension	153160
60	Boss Loading	153075	193	Support, Back Tension	153161
61	Spring (L) Loading Gear	153076	195	Collar, Band Holder	153162
62	Gear (L) T Loading	153047	196	Band, BT	153163
63	Plate (R) Loading	153077	197	Spring, Band Holder	153164
64	Spring (R) Loading Gear	153078	198	Spring, Back Tension	153080
65	Gear (R) T Loading	153079	199	Washer, Polyslider, 02.1φ04φt0.5	
66, 232, 287, 537	Washer, Polyslider, 02.6φ06φt0.5		200	Plate BT Change	153102
7	Loading Base Assembly	250806	202	Lever BT Return	153257
8	Loading Gear (L) Assembly	250807	205	Plate, BT Actuate	153081
9	Loading Gear (R) Assembly	250808	206	Lever, BT Actuate	153082
81	Head Base Assembly	250809	207	Collar, BT Actuate Plate	153083
82	Head, Ace	153134	208	Spring, BT Actuate Plate	153165
83	Base, Head	250810	210	Screw, S-Tight (For Camera) M2.6φ3.5	
84	Screw, Azimuth Spring		221	Plate Assembly	250811
85	Spring, Azimuth	151268	222	Plate Semi Assembly	250812
86, 95	Nut Nylon M3	150754	223	Screw Sems M2φ4	
88	Screw M2.6φ7		226	Gear, Reel Drive	250813
89	Screw Set M3φ6		228	Washer, Nylon, 03.1φ06φt0.3	
90	Spring Head	153136	229	Clutch Assembly	250814
91	Plate Assembly Full Erase	153137	230	Washer, Nylon, 02.98φ06φt0.3	
92	Head Full Erase	150759	231	Pulley Assembly, Middle	153203
93	Plate Full Erase	153138	233	Belt, Drive	153204
94	Screw Flange Bind M2φ3		234	Arm Assembly, P Gear	153206
96	Roller Impedance	153139	235	Gear, Play	250815
97	Sleeve Impedance Roller	153140	236	Arm Assembly, RF Gear	153209
98	Flange (A) Tape Guide	153141	237	Gear, FF	250816
99	Spring Tape Guide Flange	153142	238, 284, 370,	Washer, Polyslider,	
100	Washer Plane 03φ08φt0.5		399	01.6φ03.8φt0.3	
101	Spring FE Plate	153143	239	Gear Assembly, P	250817
102	Plate FE Slide	153144	240	Gear Assembly, RF	250818
103	Spring FE Actuate	153145	241	Return Gear Assembly	250819
104	Lever FE Actuate	153146	242	Return Arm	250820
105, 270, 289, 539	Washer Polyslider, 02.1φ05φt0.5				

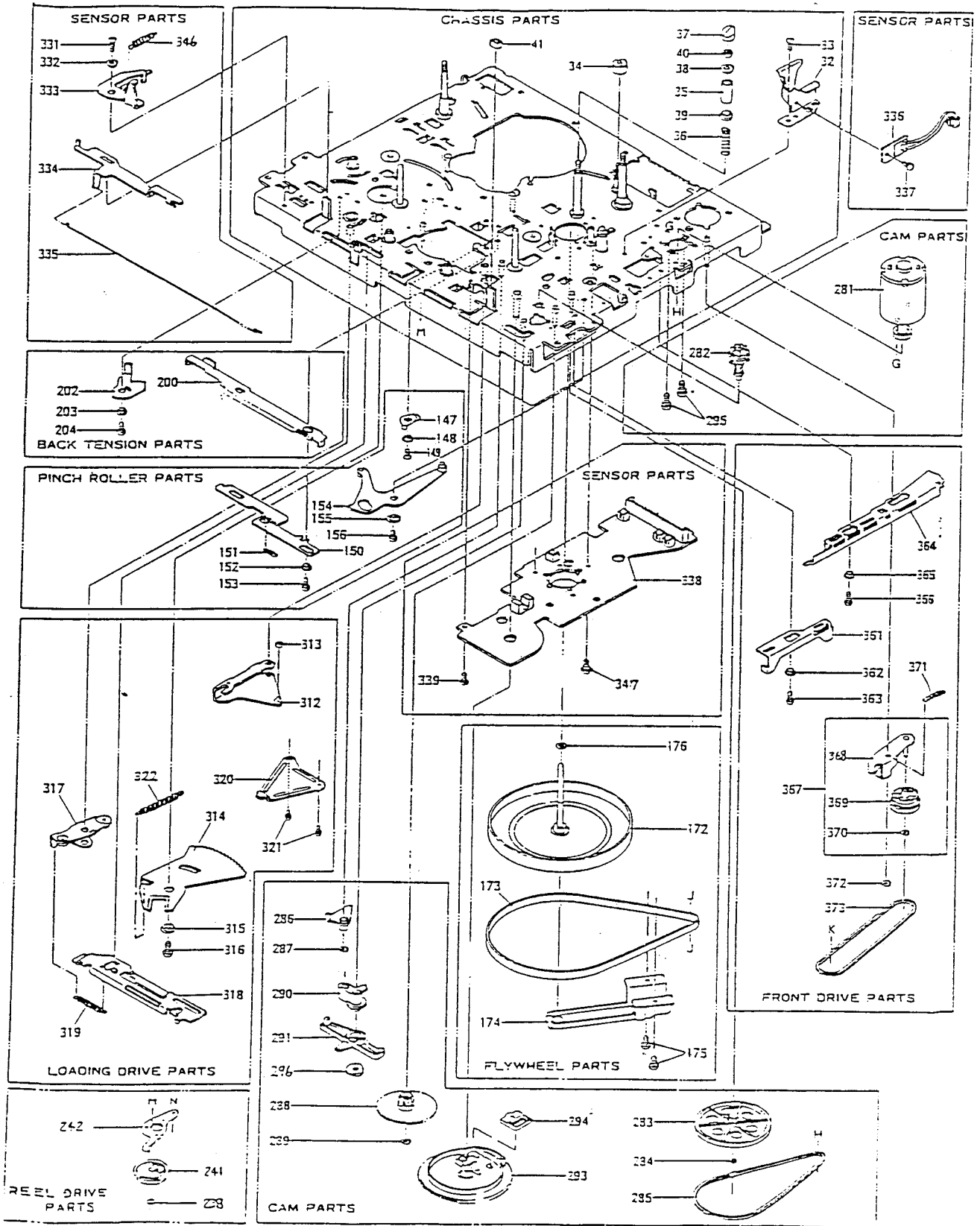
Ref.	Description	Part No.
251	Shoe, Brake	153213
252	Arm, S Brake	153214
253	Spring, Brake Arm	153211
254	Arm, T Brake	153252
255	Arm Assembly, S Brake	153212
256	Arm Assembly, T Brake	153251
257	Lifter, Brake	153201
258	Actuator, L Brake	153218
259	Hook, Trigger	153219
260	Lever, Trigger	153220
261	Plate, Brake	153221
262	Brake Actuate, Base	153222
263	Brake, Take-Up Soft	250821
264	Brake, S Soft	153223
265	Screw SL FH (For Camera) M2φ3	
266	Collar, Take-Up Soft Brake Arm	250822
267	Spring, L Brake Actuator	153224
268	Spring, Take-Up Soft Brake Arm	250823
269	Spring S Soft Brake	153225
271	Spring, Trigger Lever	153226
272	Brake Actuate Base Spring	250824
273	Brake Plate Spring	250825
281	LM Assembly	153104
282	Bearing Assembly, Trigger	153105
283	Pulley, Loading	153106
285	Belt, Loading	153107
286	Arm (B) Search	153108
288	Gear, Loading	153109
290	Arm, Brake Actuate	153110
291	Arm, Eject Actuate	153111
293	Cam, Loading	153113
294	Brush, S	153114
295	Screw C-Tight M3φ4	
296	Washer, Polyslider, 02.6φ08φt0.5	
312	Lever Semi Assembly Loading	153366
313	Roller, Cam	153367
314	Plate Loading Gear	153116
315	Collar, Loading Gear Plate	153117
316	Screw C-Tight M3φ6	
317	Lever Semi Assembly, Loading Actuate	153118
318	Plate Semi Assembly, Loading Actuate	153119
319	Spring, Loading Actuate	153120
320	Plate Loading Lever Reinforce	153121
321, 401	Screw Sems M2φ5	
322	Spring, L Gear Plate	153122
333	Lever, Rec	153123
334	Actuator, Rec	153124
335	Spoke, Rec Actuate	153125
336	Sensor, Dew	250826
338	Plate, Base	250827
339	Screw S-Tight (For Camera) M2.6φ5	
341	Switch, Leaf	153085
343	Wire	
344	Holder, Wire	
345	Lamp Holder Assembly	153086
346	Spring, Rec Lever	250828
347	Collar, Screw	250829
361	Actuator, Eject	153259
364	Plate, L Brake	153129
367	Arm Assembly, E Idler	153260
368	Arm Semi Assembly, E Idler	153261
369	Pulley, Eject	153254
371	Spring, Idler Arm	153131
372	Washer, Polyslider, 02.1φ06φt0.5	
373	Belt, Front Loading	153132
390	Loading Assembly, Front	250830
391	Bracket Assembly, Cassette Loading	153235
392	Clutch Assembly, Front Loading	153236
393	PCB Assembly, Front Loading	153237

Ref.	Description	Part No.
394	Sensor PCB (RM)	153238
395	Bracket Semi Assembly, Cassette Load	153239
396	Lever, IN SW	153240
397	Lever S SW	153241
398	Bearing (A) F Worm	153009
411	Holder Assembly, Cassette	153166
412	Holder, Cassette	151520
413	Plate, Slide	151521
414	Plate (A), C Lock	151522
416	Spring, Lock	153167
417, 506	Screw SL (For Camera) M2.6φ3	
420	Angle Assembly, Front	153168
421	Angle, Front	153169
422	Guide (R), Tape	153370
423	Guide (L), Tape	153171
430	Plate (R) Assembly, Side	153172
431	Plate (R), Side	153173
432	Plate, Cassette Push	153174
433, 448	Screw (For Camera) M2.3φ2	
434	Lever, Open	151530
435	Spring, Open Lever	151531
436	Lever Collar, Open	151532
437	Screw, SL (For Camera) M2φ4	
438	Lever, Lock Release	151533
439	Roller, Guide	153175
440	Roller, Guide	151534
445	Plate (L) Assembly Side	153176
446	Plate (L) Side	153177
447	Plate, Cassette Push	153174
449	Plate (L) C Lock	150840
450	Spring (L) Lock Plate	153178
451	Collar, Lock Plate	151539
452	Screw (For Camera) M2φ2.5	
453	Roller Guide	153175
460	Frame (R) Assembly	250832
461	Frame (R)	250833
462	Wheel Assembly, Worm	153181
463	Wheel Worm	153182
464	Gear, Friction	153250
465	Spring Friction	153184
466	Gear (R) Assembly Lift	153185
467	Gear (R) Lift	250834
468	Arm, Lift	151549
469, 486	Spring, LP	151550
470	Guide, Open Lever	151551
471, 491	Sleeve Guide	151552
472, 489, 504	E Ring S 2.5	151264
480	Frame (L) Assembly	250835
481	Frame (L)	250836
482	Sensor PCB (LM)	153189
483	Gear (L) Assembly Lift	153190
484	Gear, Lift	250837
485	Arm, Lift	151549
487	Lever, Lift	250838
488	Spring, Lift Lever	250839
490	Screw Sems M2.6φ7	
498	Stay, Top	151535
499	Wire, End Sensor	153193
500	Angle, Rear	153194
501	Plate, Upper	250840
502	Shaft, Synchronize	250841
503	Gear (A), Synchronize	153195
507	Screw (For Camera) M2.3φ2.5	
531	Plate, RG Slide	153227
532	Spring, RG Slide	153228
533	Collar, RG Slide Plate	153229
534	Screw Sems M2φ4	
535	Base, RG Slide	153230
536	Arm Semi Assembly RG	250842
538	Arm, RG Actuate	153232
540	RG Actuator	153233

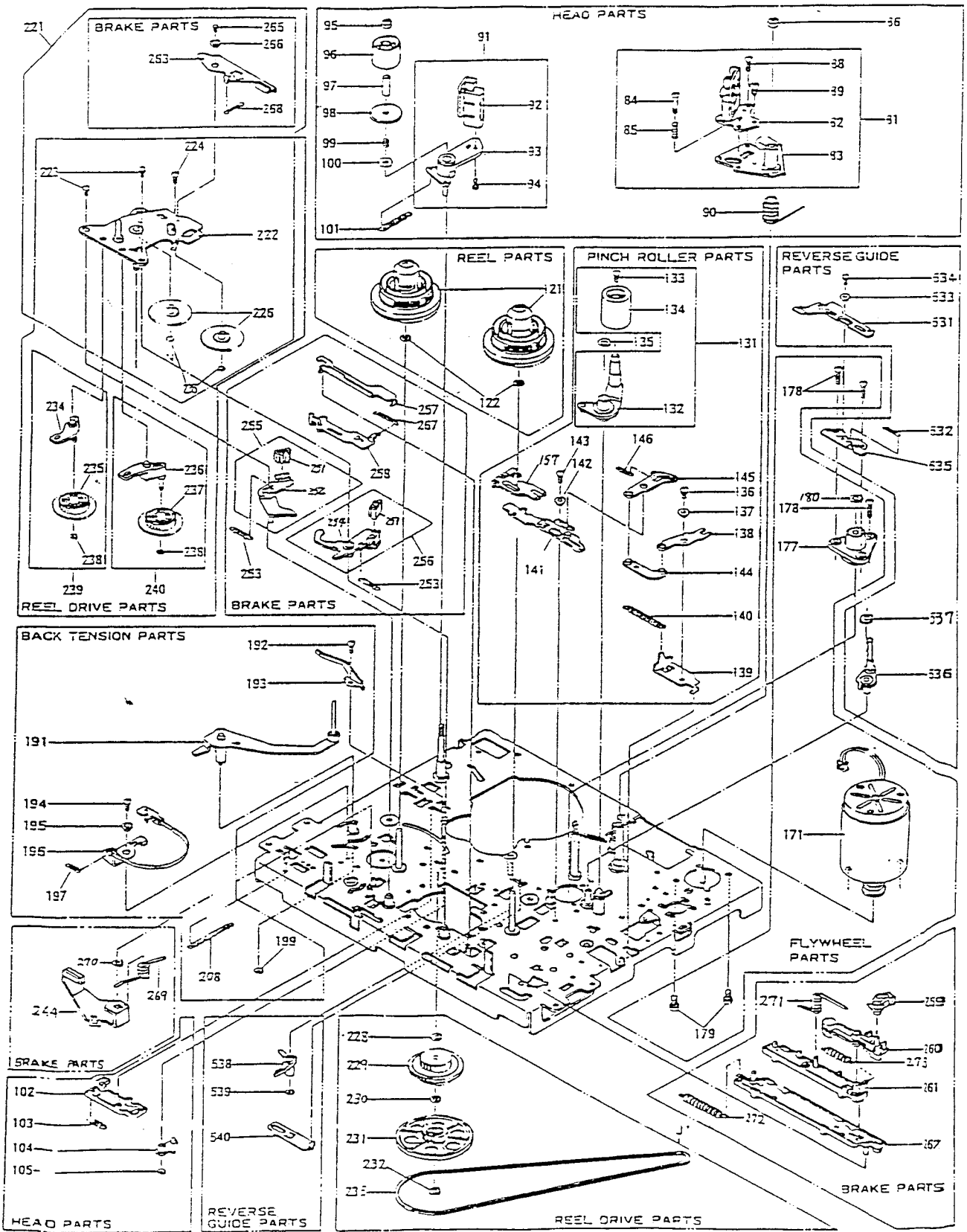
6-3. EXPLODED VIEW DECK (1)



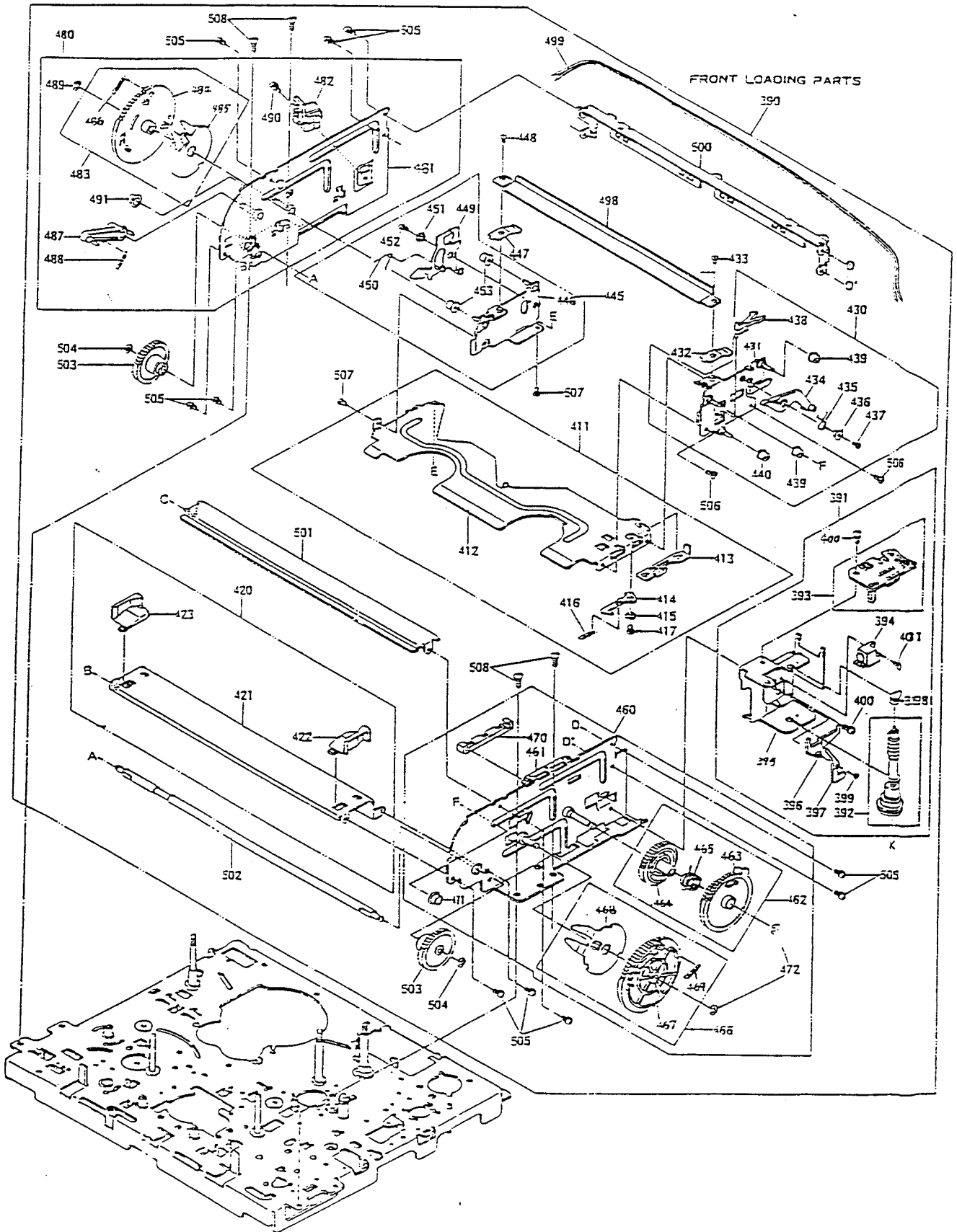
EXPLODED VIEW DECK (2)



EXPLODED VIEW DECK (3)

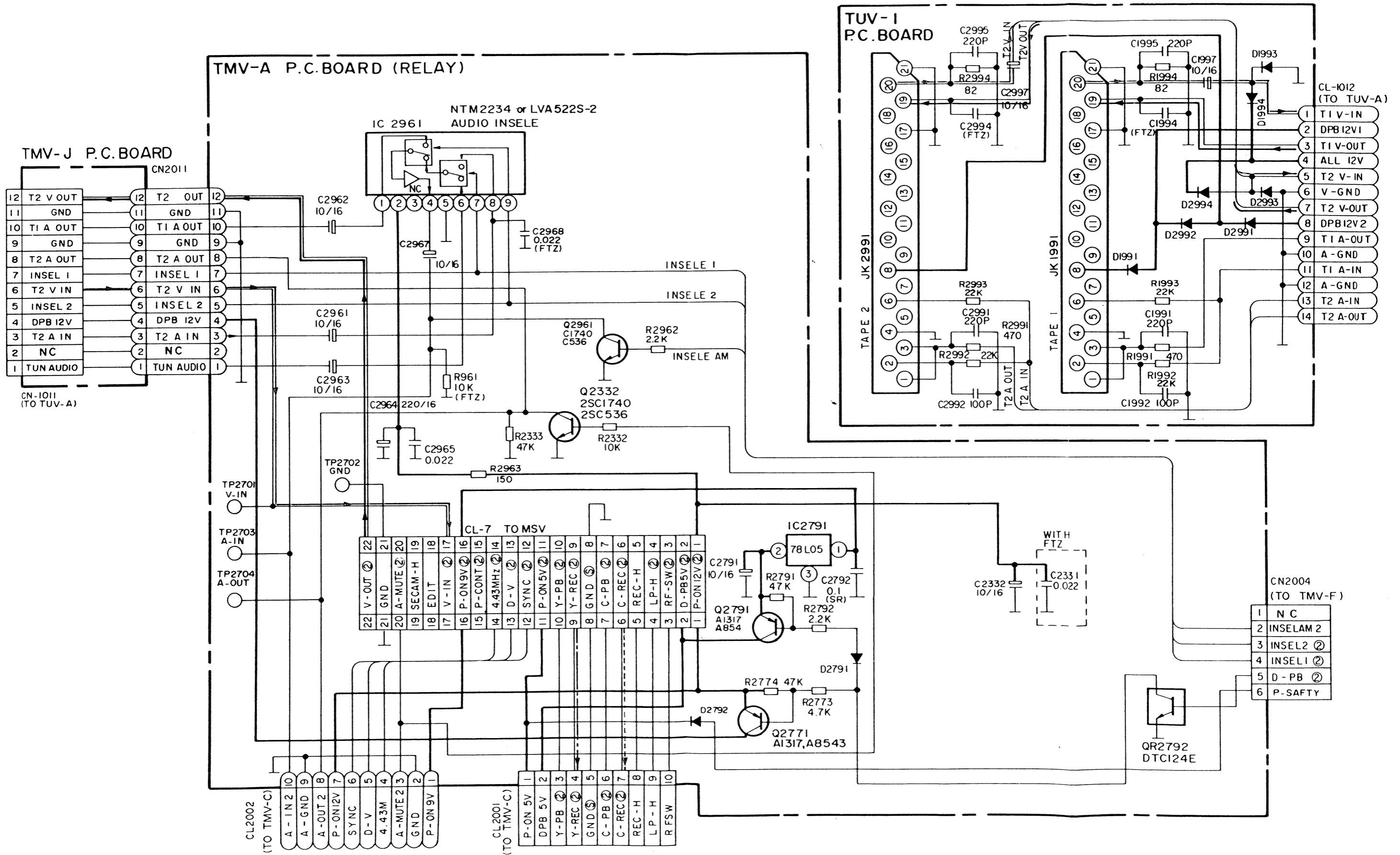
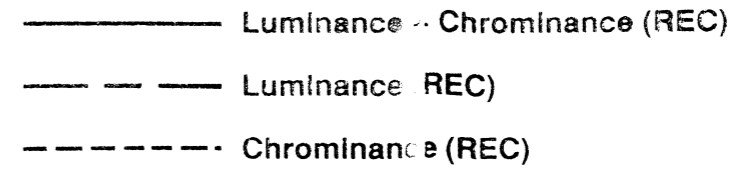
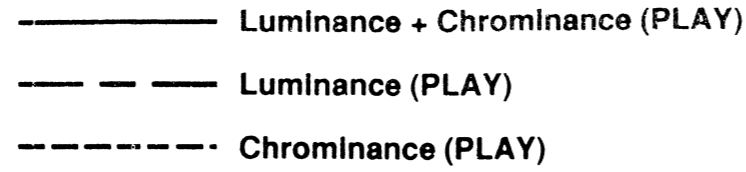


EXPLODED VIEW DECK (4)

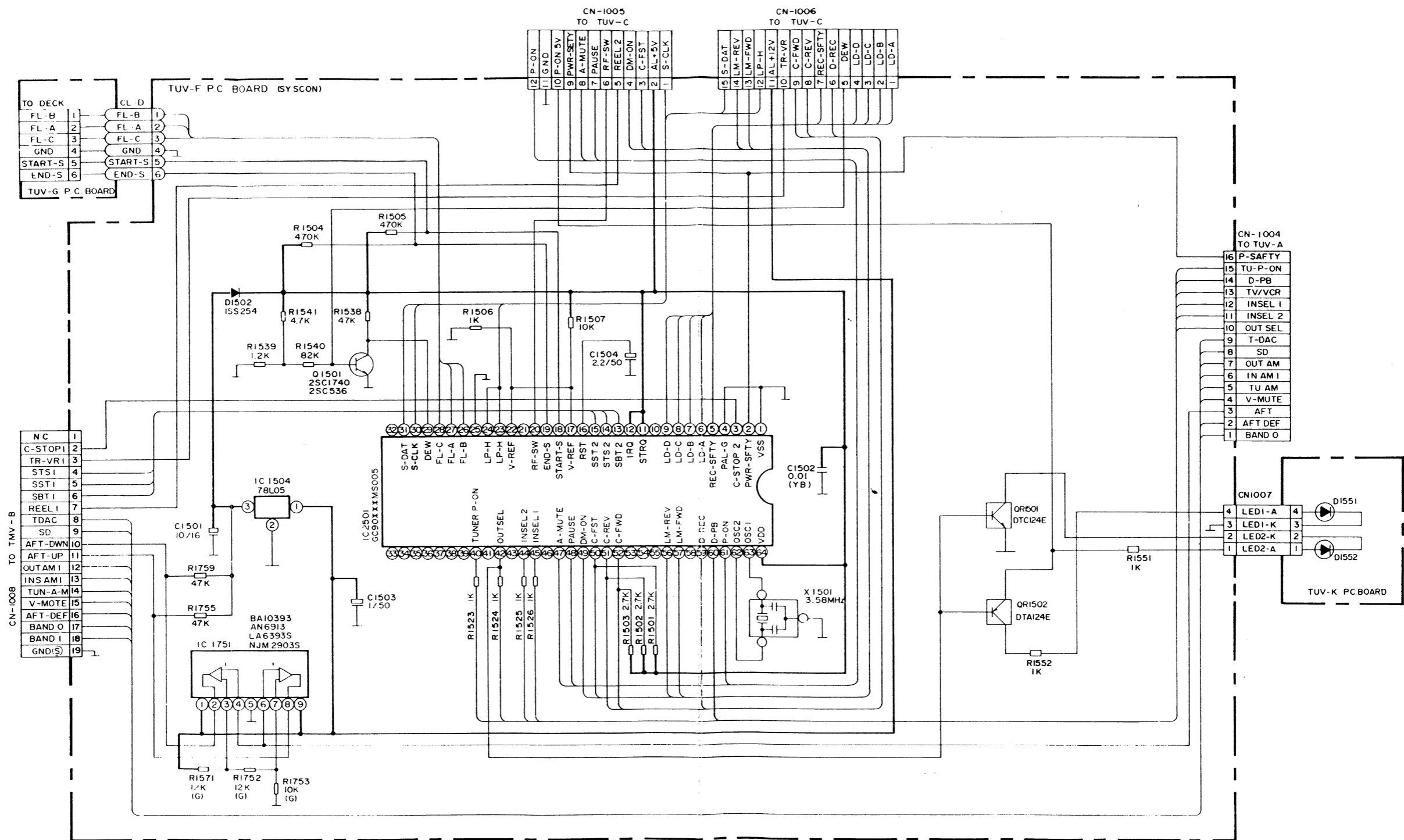


7. SCHEMATIC DIAGRAM

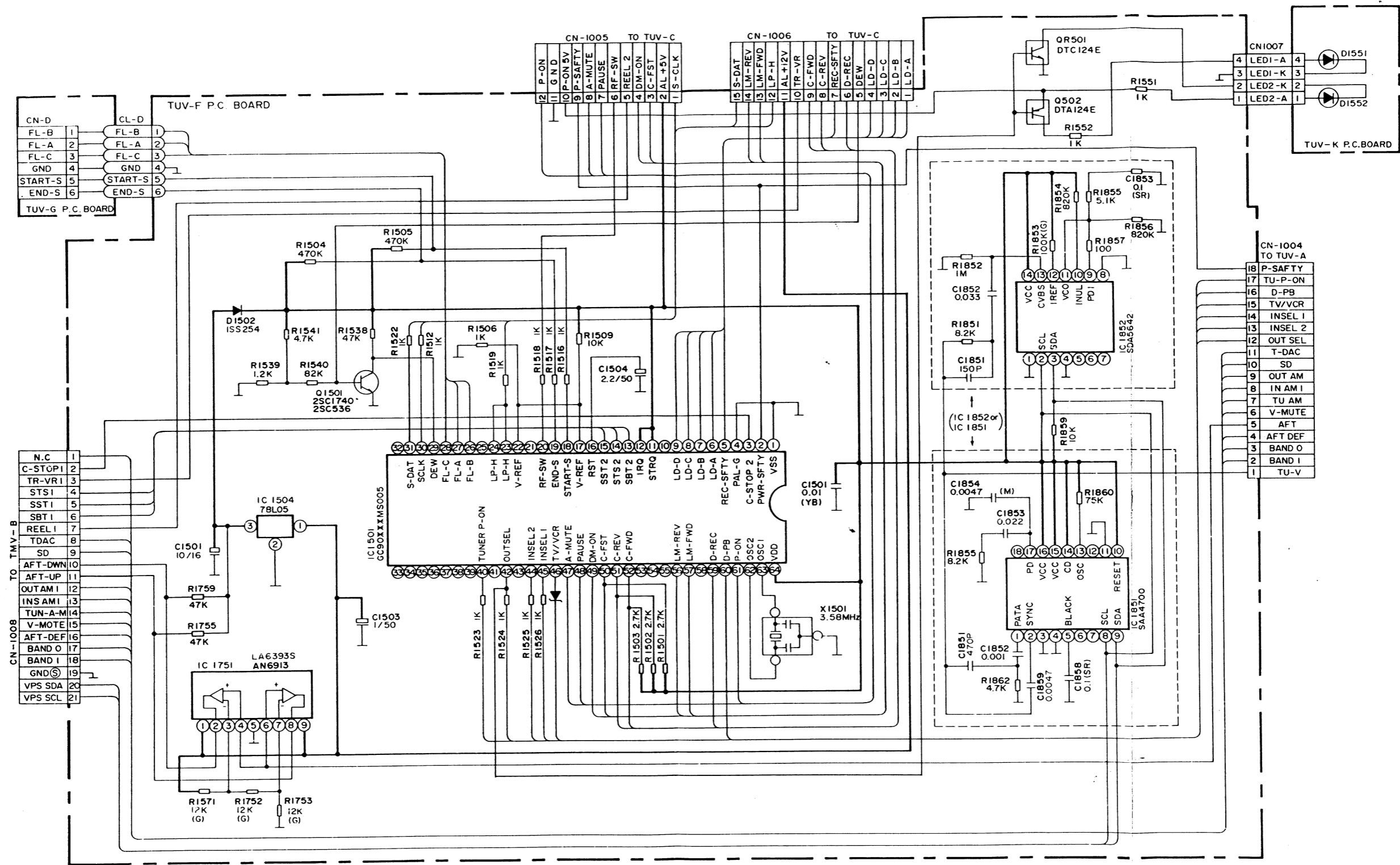
7-1. RELAY/JACK



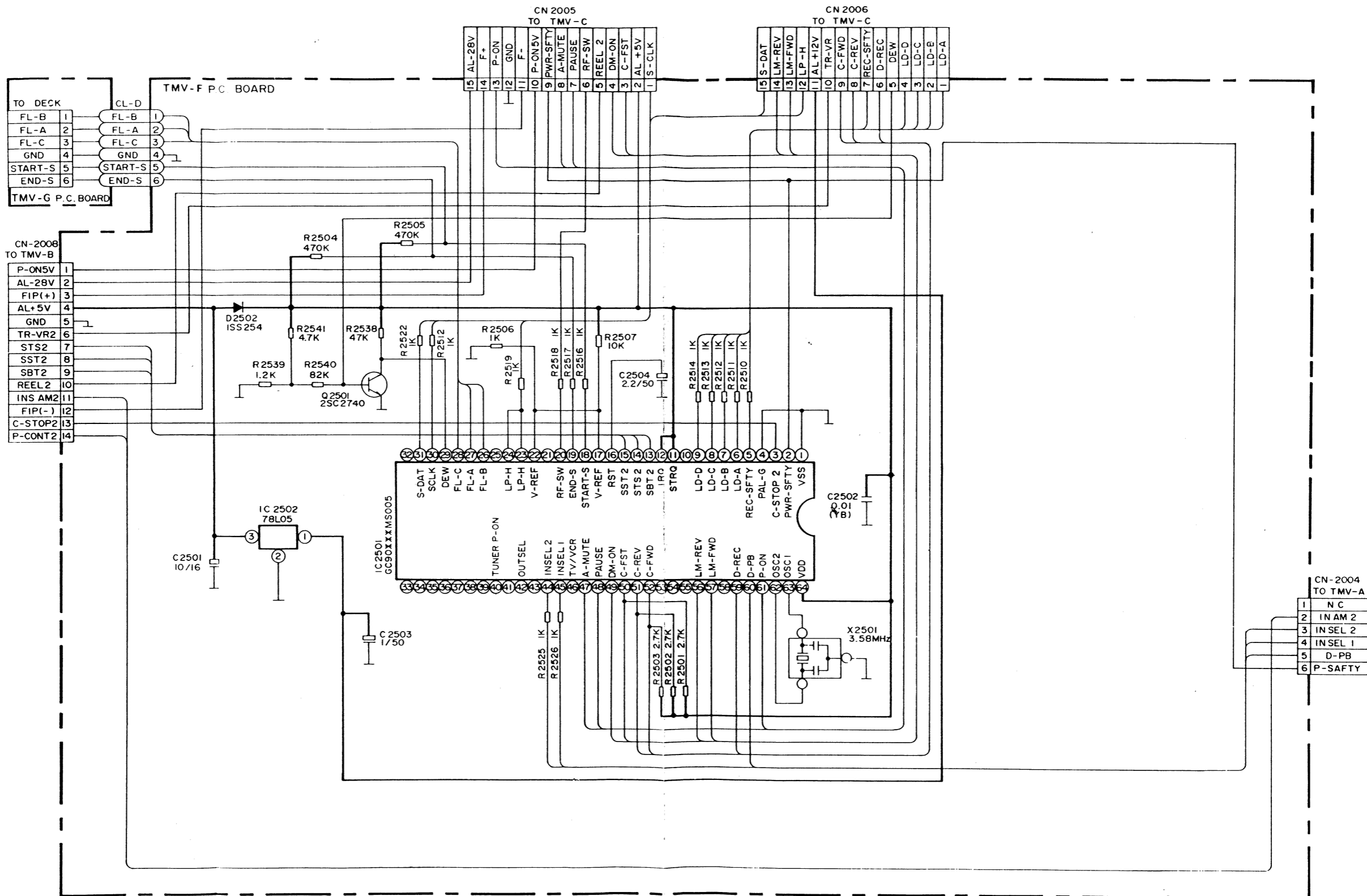
7-6. SYSCON-1



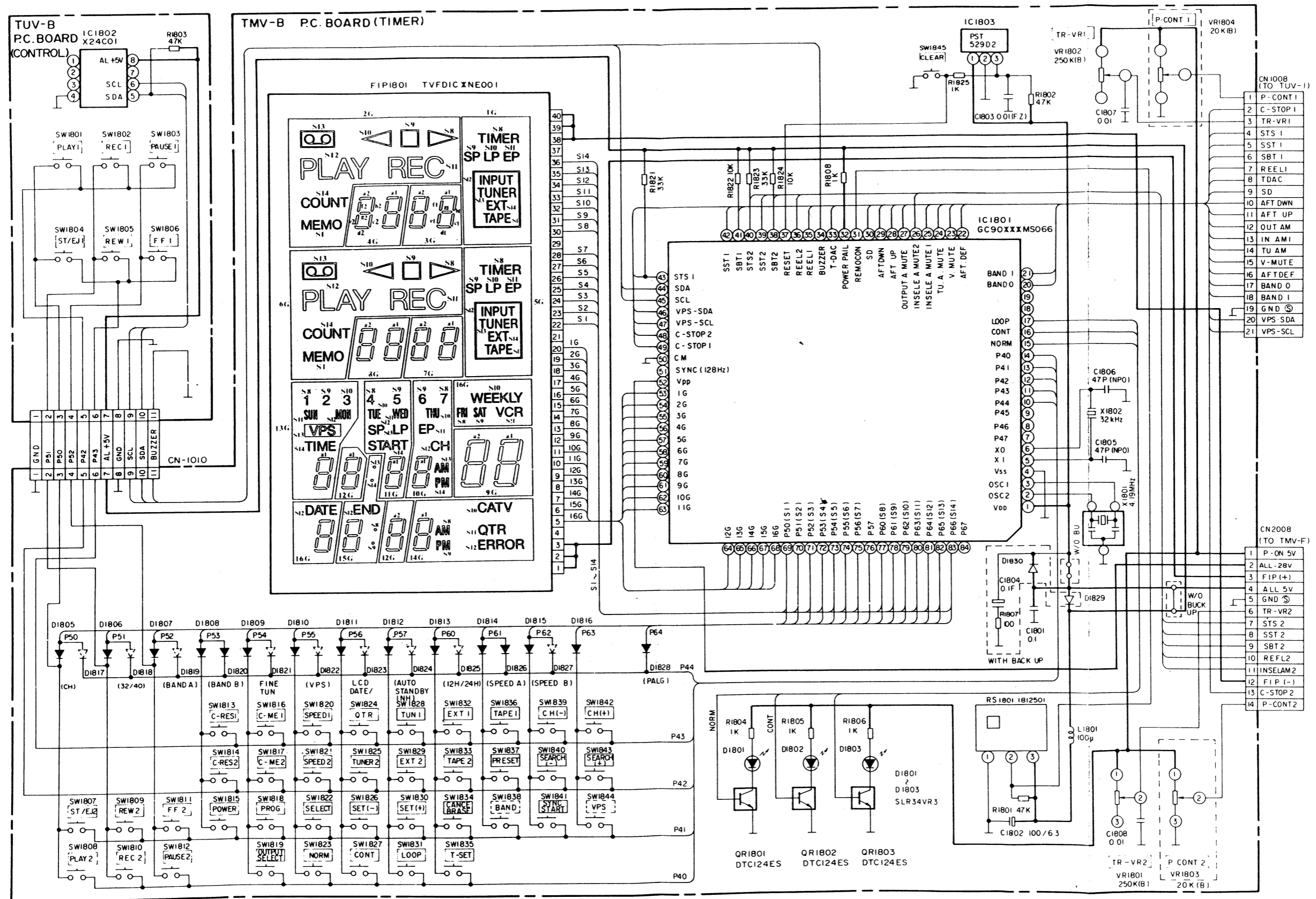
7-2. SYSCON-1

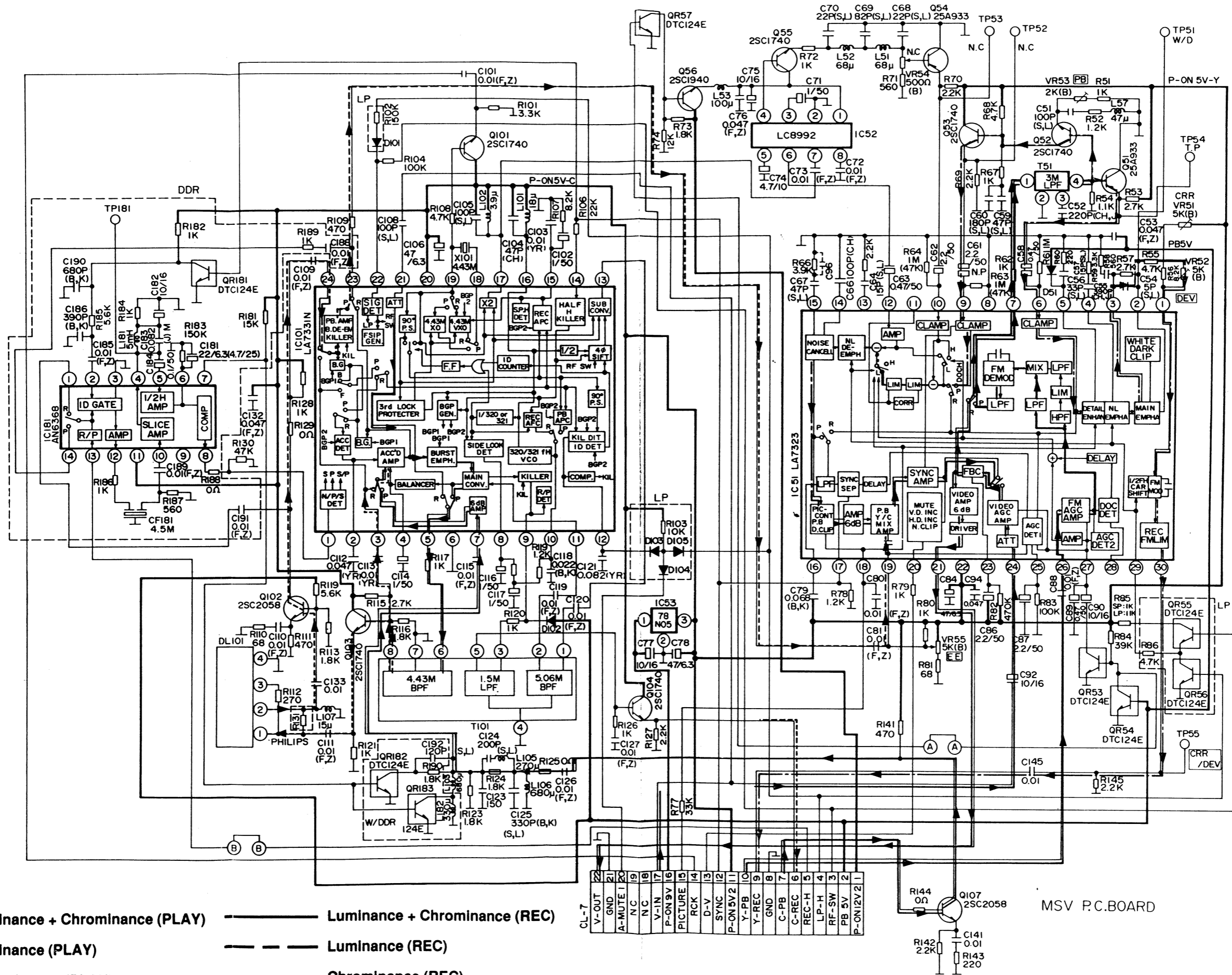


7-7. SYSCON-2



7-8. TIMER/CONTROL

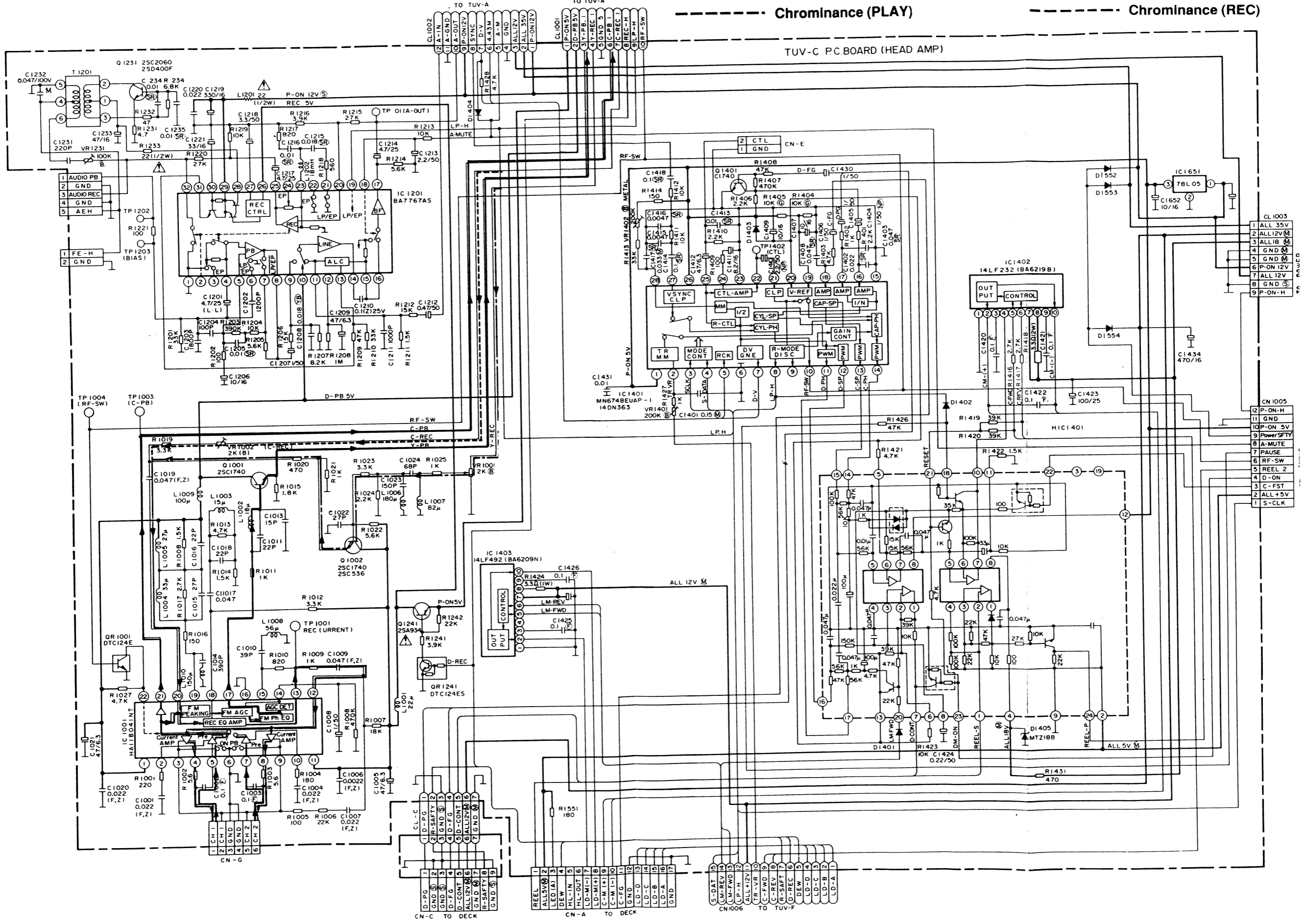




- Luminance + Chrominance (PLAY)
- Luminance (PLAY)
- Chrominance (PLAY)
- Luminance + Chrominance (REC)
- Luminance (REC)
- Chrominance (REC)

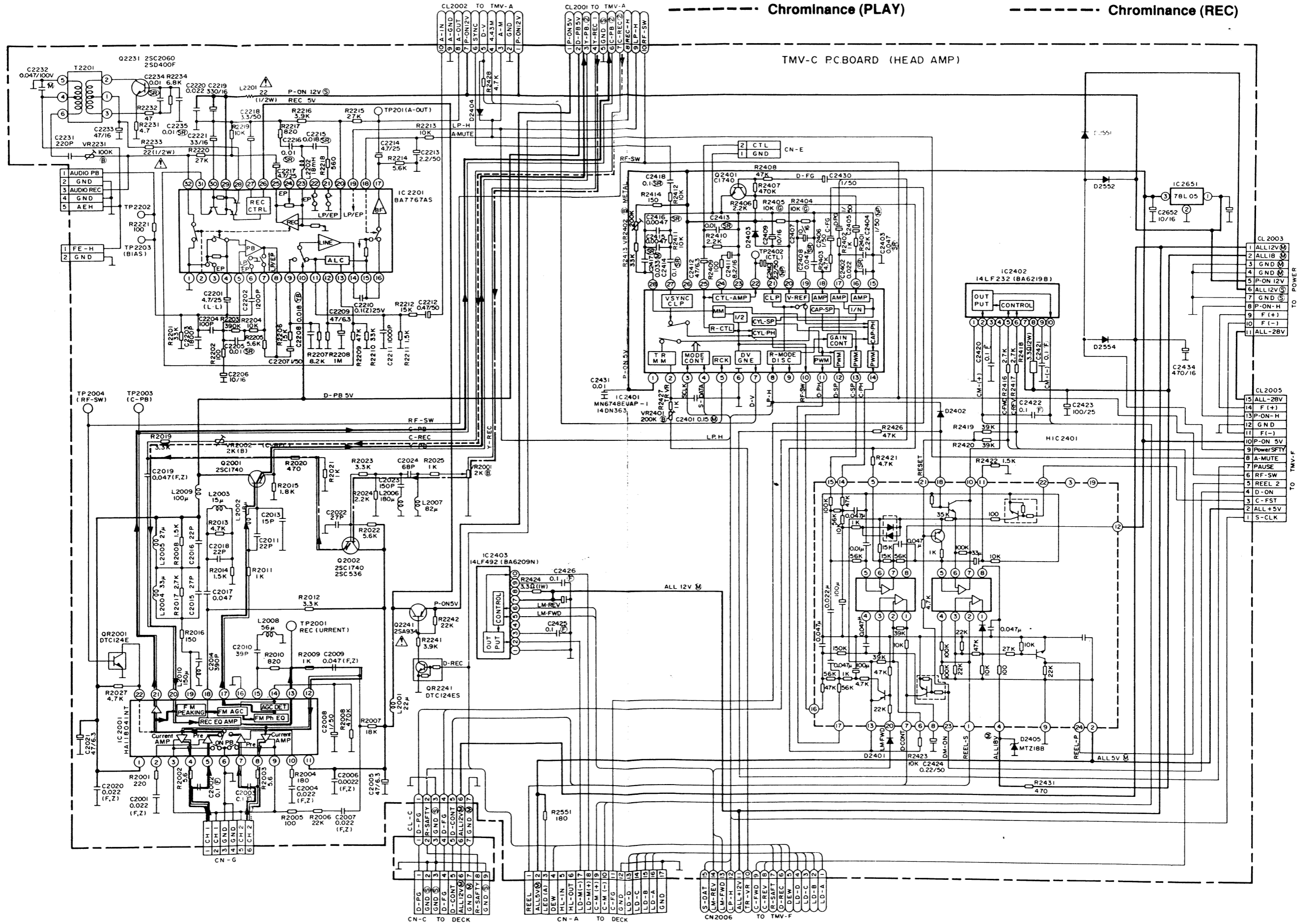
7-3. HEAD AMP-1

- Luminance + Chrominance (PLAY)
- Luminance (PLAY)
- Chrominance (PLAY)
- Luminance + Chrominance (REC)
- Luminance (REC)
- Chrominance (REC)



7-4. HEAD AMP-2

- Luminance + Chrominance (PLAY) ————— Luminance + Chrominance (REC)
- Luminance (PLAY) ----- Luminance (REC)
- Chrominance (PLAY) ----- Chrominance (REC)



7-5. TUNER

————— Luminance + Chrominance (PLAY)

----- Luminance (PLAY)

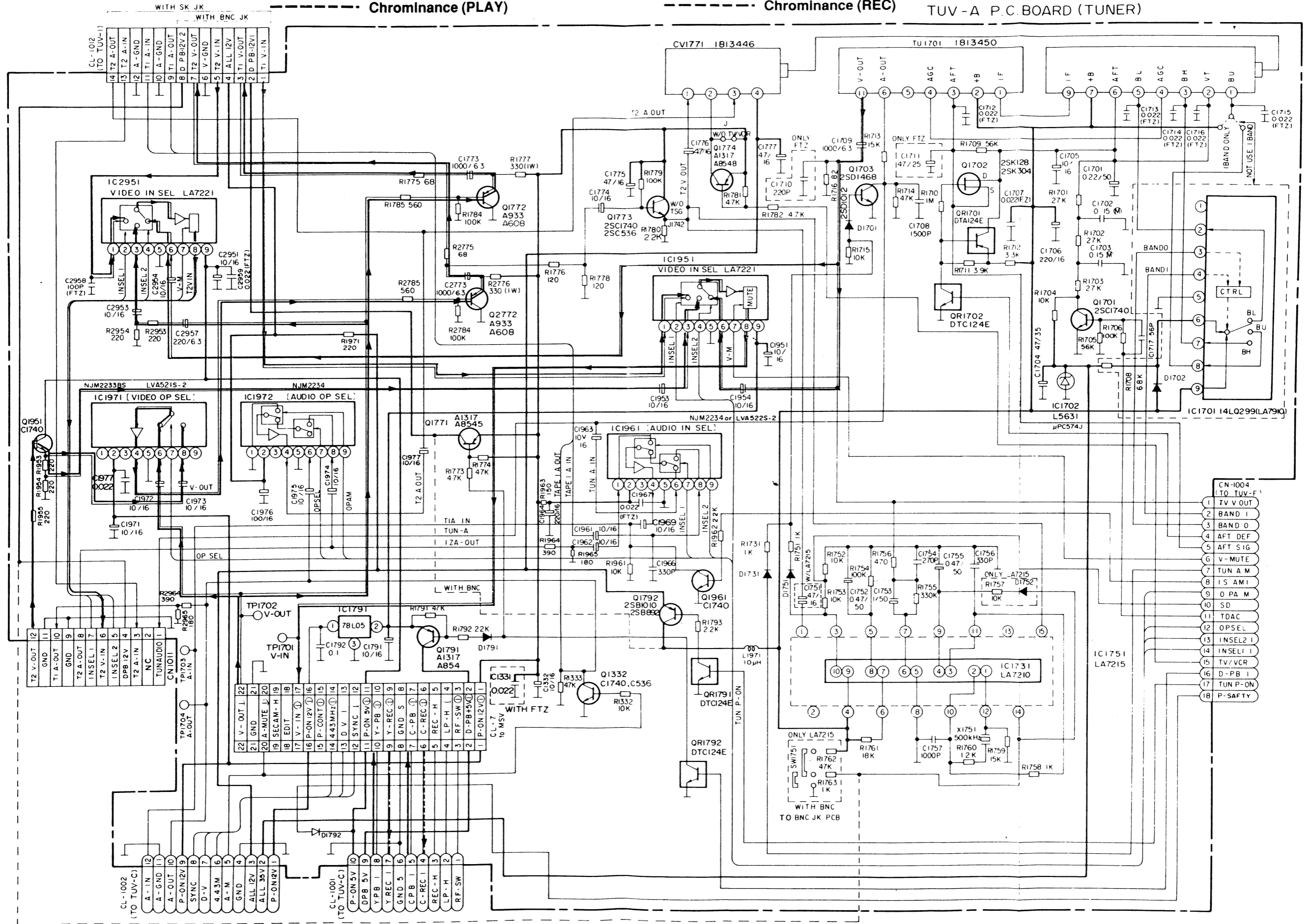
- - - - - Chrominance (PLAY)

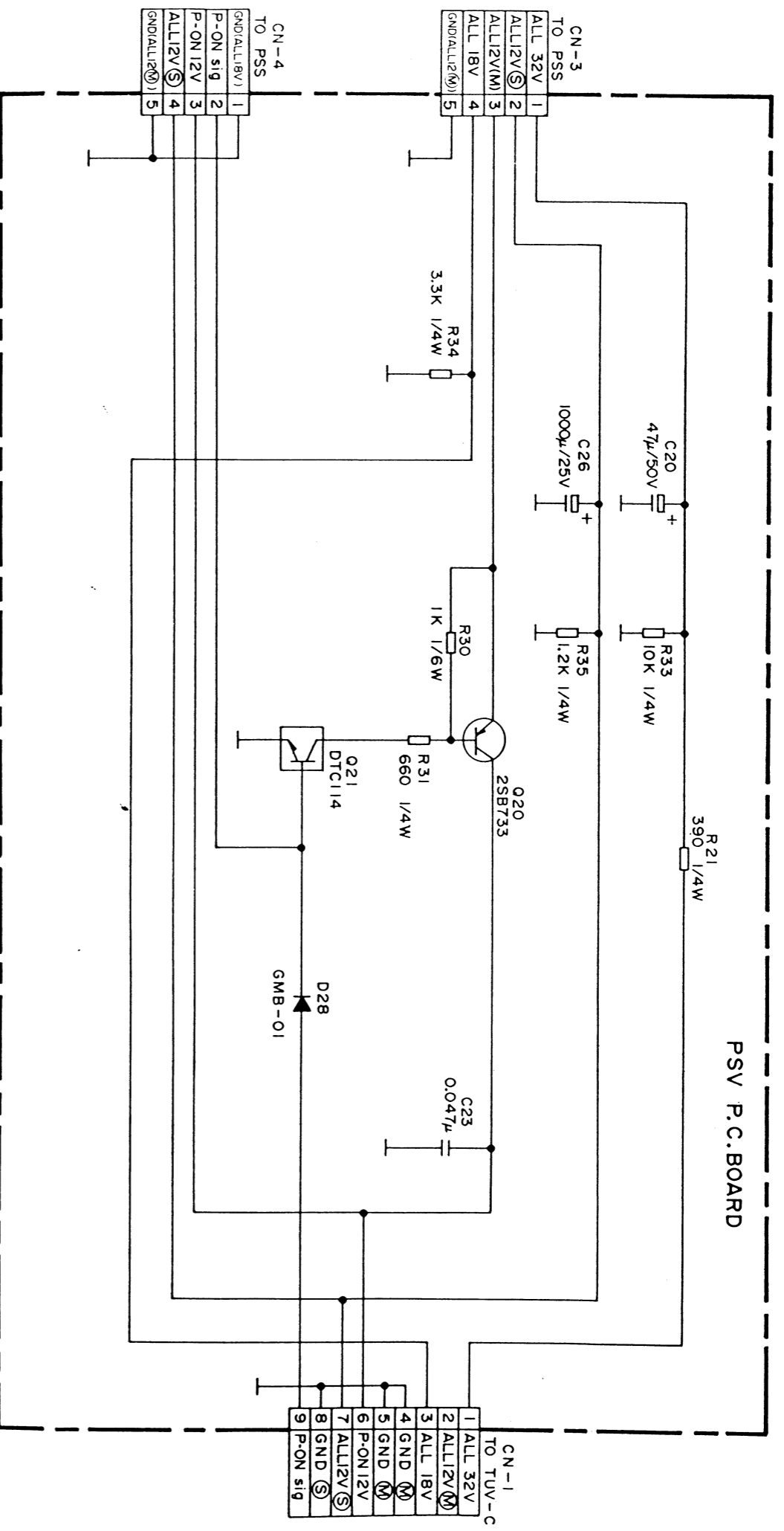
————— Luminance + Chrominance (REC)

----- Luminance (REC)

- - - - - Chrominance (REC)

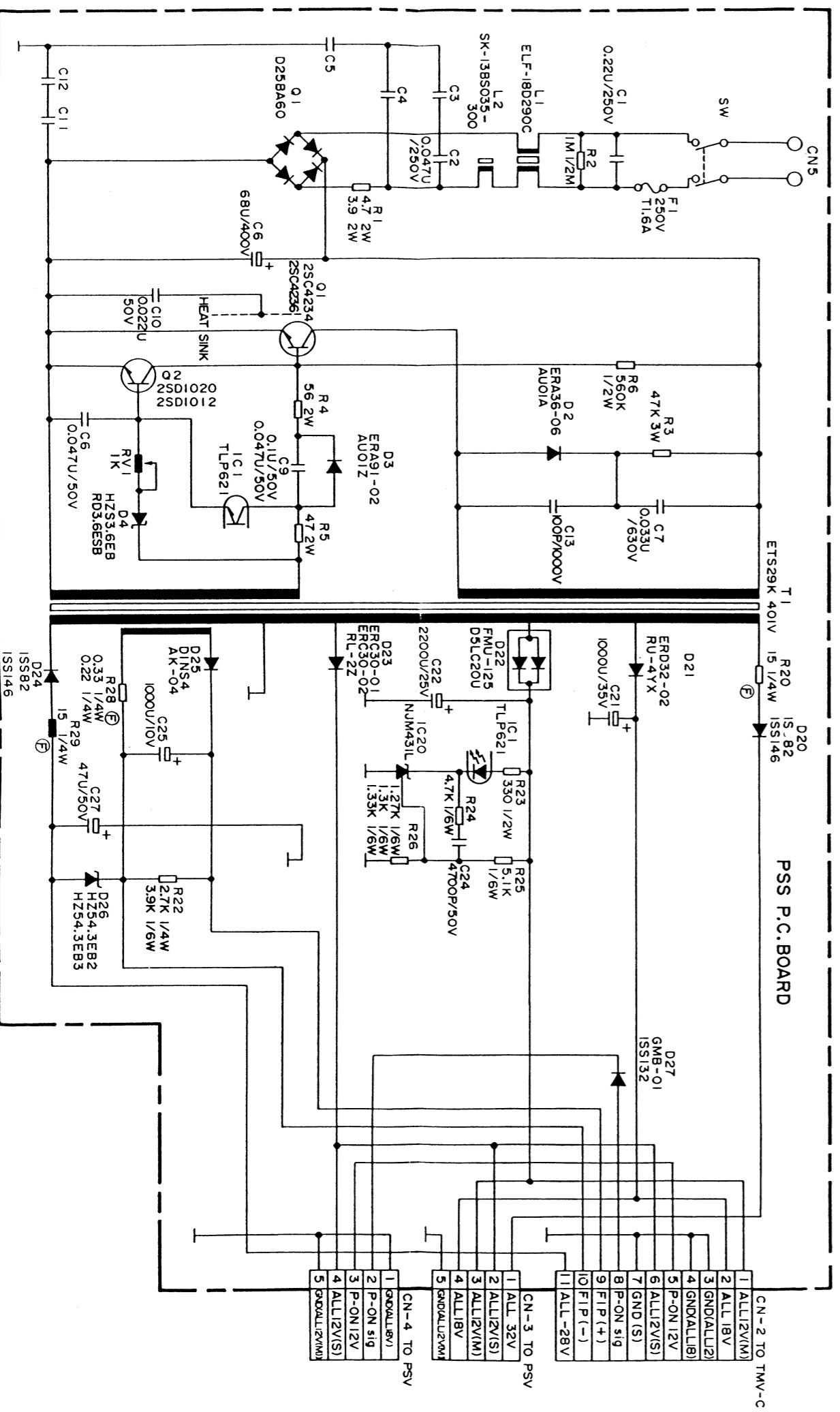
TUV - A P.C. BOARD (TUNER)





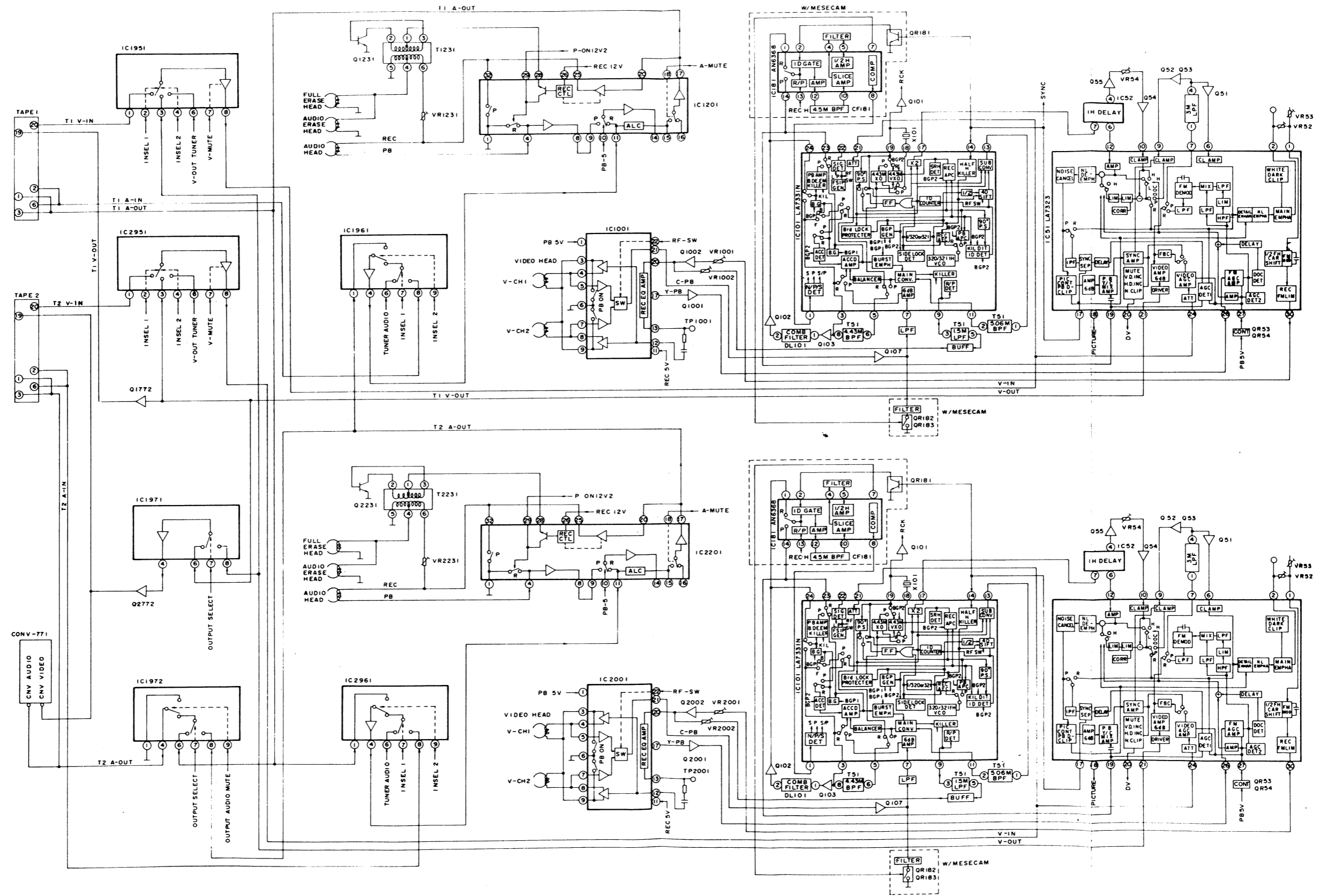
7-9. POWER SUPPLY

PSS PCB

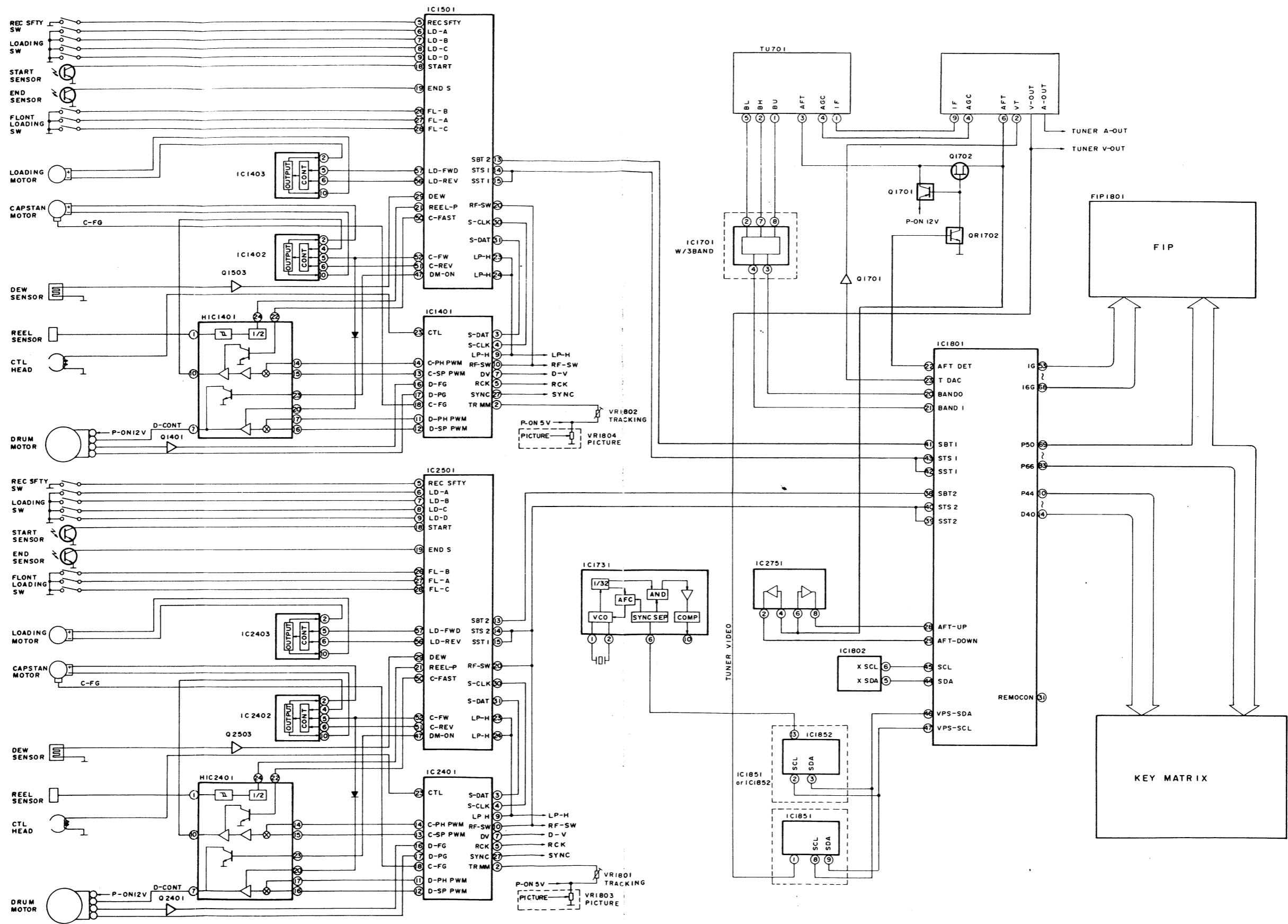


C3, C4, C5 : ECKDNS222ME or DET100-1F222MVA1KC
 C11, C12 : ECKDNS102MB or DET090-1B102KVA1KC

BLOCK DIAGRAM VIDEO/AUDIO



SERVO/SYSCON/TIMER



DD8900 ELECTRICAL PARTS LIST (1)

Ref.	Description	Part No.
IC's		
IC51	IC LA7323	250002
IC52	IC LC8992	250003
IC53, 1502, 1651, 1791, 2502, 2651, 2791	IC AN78L05 / NJM78L05A / UPC78L05J	190731
IC101	IC LA7331N	250004
IC1001, 2001	IC HA118041NT H-Amp	250001
IC1201, 2201	IC BA7767AS	250005
IC1401, 2401	IC MN6748FVAP-1/14DN363	152047
IC1402, 2402	IC BA6219B Motor Driver	150608
IC1403, 2403	IC BA6209N Motor Driver	150611
IC1501, 2501	IC MN158461FVCV Syscon	152048
IC1702	IC L5631/UPC574J	152028
IC1731	IC LA7210	152027
IC1751	IC LA6393S / BA1039N	270997
IC1801	IC MN187167FVCU	250006
IC1802	IC X24C01	250008
IC1802	IC PST529D-2	250007
IC1951, 2951	IC LA7221	251506
IC1961, 1972, 2961	IC NJM2234S	253329
IC1971	IC LVA521S-2 / NJM2233BS	251507
HIC1001, 2001	Hybrid Servo 1812455	250081
Diodes		
D51, 101-105, 1401-1404, 1552-1554, 1701, 1731, 1751, 1791, 1792, 1805- 1816, 1820, 1826, 1828, 1991, 1993, 1994, 2401- 2404, 2551, 2552, 2554, 2791, 2792, 2991-2994	D 1SS254 Switching	153352
D1405, 2405	D MTZ18B Zener	176033
D1801-1803	D SLR-34VR3F Red / SLR-34MG3F	250380
Transistors		
Q52, 53, 55, 56, 101, 103, 104, 1001, 1002, 1332, 1401, 1501, 1701, 1773, 1951, 1961, 2001, 2002, 2332, 2401, 2501, 2961	TR 2SC1740 / 2SC536SP	50016
Q102, 107	TR 2SC2839 / 2SC2058	151417
Q1241, 2241	TR 2SA934 / 2SA1317	152037
Q1702	FET 2SK128 / 2SK304	152040
Q1703	TR 2SD1468 / 2SD1012	152041
Q1771, 1791, 2771, 2791	TR 2SA854S / 2SA1317	152037
Q51, 54, 1772, 2772	TR 2SA933 / 2SA608SP	920113
Q1792	TR 2SB1010 / 2SB892	150339
QR1701	TR DTA124ES / 2SA1346	151422
QR53-57, 1001, 1241, 1702, 1791, 1792, 1801-1803, 2001, 2241, 2792	TR DTC124ES / 2SC3400	157643
Q1231, 2231	TR 2SC2060 / 2SD400	50002

Ref.	Description	Part No.
Coils		
L51, 52	Coil 68uH	153014
L53, 1009, 2009	Coil 100uH	150391
L57	Coil 47uH	150570
L101, 1002, 2002	Coil 18uH	152650
L102	Coil 3.9uH	250014
L103, 106	Coil 680uH	152052
L105	Coil 330uH	151424
L107, 1003, 2003	Coil 15uH	150406
L1001, 2001	Coil 22uH	150401
L1006, 2002	Coil 180uH	152421
L1007, 2007	Coil 82uH	170117
L1008, 2008	Coil 56uH	157585
L1010, 2010	Coil 270uH	1400521
L1202, 2202	Coil 18MH	153022
801L1971	Coil 10uH	175940
C1015, 2015	Coil 33uH	153020
C1016, 2016	Coil 27uH	153019
T1201, 2201	Coil Osc. Audio 113M686	152056
Switches		
SW1801-1807, 1820, 1821, 1824, 1825, 1828, 1829, 1832, 1833, 1836, 1839, 1841, 1842	Switch Push SKHVBE KHV-902	25001
SW1818, 1819, 1822, 1823, 1826, 1827, 1830, 1831, 1834, 1835, 1837, 1840, 1843	Switch Push 5622101	253346
Variable Resistors		
VR51, 52, 55	VRSF 5kΩ	171694
VR53	VRSF 2kΩ	250021
VR54	VRSF 500Ω	175919
VR1001, 1002, 2001, 2002	VRSF 2.2kΩ	177109
VR1231, 2231	VRSF 100kΩ	176513
VR1401, 2401	VRSF 220kΩ	253344
VR1402, 2402	VRSF Cermet 200kΩ	250386
VR1801, 1802	VROT 250kΩ	25150
Miscellaneous		
CV1771	RF Convertor MDF32-UB3602 (UK)	250025
TU1701	Tuner Unit TPS7-B0011 (UK)	250024
X1751	Ceramic Resonator 500kHz	152058
X1501, 2501	Ceramic Resonator 3.58MHz	153026
FI1801	FIP16XM6	251510
RS1801	Remote Sensor Unit 1812501	250026
X1801	Crystal Res. 4.19MHz	153027
X1802	Crystal Res. DT-38 32.768kHz	176174
X101	Quartz Crystal Unit 4.433619MHz	150660
DL101	Comb Filter 4.433619MHz	250084
T51	LPF 3MHz FLB-4M031N	151748
T101	LC Filter ELB4W009N Power Supply Unit 1813714	250016