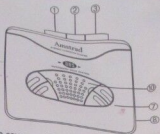
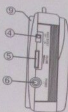


FD20 PORTABLE STEREO CASSETTE PLAYER WITH SPEAKER

UK


CONTROL LOCATION

1. STOP button
2. FF (Fast Forward) button
3. PLAY button
4. Bass Booster
5. VOLUME knob
6. Headphone jack
7. Cassette door
8. Belt Clip
9. Battery Compartment
10. Built-in speaker



Battery Installation

Open the battery compartment on the rear of the unit by sliding the cover gently in the direction of the arrow.
Insert two AA size batteries (UM-3, AA, HP-7, R6 or equivalent) according to the polarity diagram on the inside of the cover. Replace the cover.



FD9730002904

Amstrad
PERSONAL CASSETTE PLAYER
POWER SUPPLY : DCSV (CR6 X OR
EQUIVALENT)
MADE IN CHINA



FD20

11 44K/98/RE/EP7

US-3

STOP

REWIND

PLAY

Amstrad

STEREO CASSETTE PLAYER

BBS

AUTOMATIC STOP SYSTEM



Amstrad


STEREO CASSETTE PLAYER

BBS

AUTOMATIC STOP SYSTEM

PERSONAL HI-FI

Amstrad



FD20

Personal Cassette Player

Amstrad



F E A T U R E S

- *3-key Stereo Cassette Player*
- *Built-in Speaker*
- *Bass Boost*
- *Auto Stop*
- *Detachable Belt Clip*
- *Earphone included*

FD20

Personal Cassette Player

FD9730002904

PERSONAL HI-FI

Amstrad




FD20

Personal Cassette Player

FEATURES

- 3-key *Stop* Cassette Player
- Built-in Speaker
- Bass Boost
- Auto Stop
- Detachable Belt Clip
- Earphone included



Amstrad

FD20

Personal Cassette Player