



Q.C. PASS
MADE IN TAIWAN
SER NO 002814

User's Manual

(6)

(7)

Name of
1. Part
2. ...



CHARACTÉRISTIQUES

COMPATIBLE AVEC AMIGA • AMSTRAD CPC • ATARI • MSX • C64/128 • ETC

1.83 m DE DISTANCE OPÉRATOIRE AVEC LES MODELES INFRA-ROUGE

45 DEGRÉS DE RÉCEPTION

POIGNÉE ERGONOMIQUEMENT CONÇUE

TIRAGE AUTOMATIQUE AVEC VITESSE RÉGLABLE COMMUTATION

AUTOMATIQUE POUR DURABILITÉ GARANTIE

CONÇU POUR TOUT JOUEUR (GAUCHER OU DROITIER)

1 AN DE GARANTIE

HAUPTPUNKTEN

IM EINKLANG STEHEN MIT AMIGA • AMSTRAD CPC • ATARI • MSX •
C64/128 • USW

1.83 METER BETRIEBSWEITE MIT INFRAROT MODELLE

45 GRAD EMPFANG (INFRAROT MODELLE)

ERGONOMIK HANDGRANATE ENTWERFER

AUTOMATISCHE FEUERN MIT SCHIEßER SCHNELLIGKEIT REGELUNG

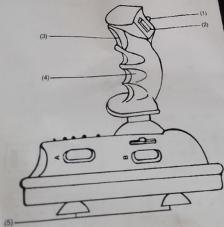
MIKROSCHALTERN FÜR BESTÄNDIGKEIT

FÜR LINKS ODER RECHTSHÄNDIGE SPIELER
1 JAHR GARANTIE

CONTRIVER (EUROPE) LTD
UNIT 3 • BUCKINGHAM INDUSTRIAL PARK • BUCKINGHAM
TELEPHONE 02980 827003/4 FACSIMILE 02980 827005



User's Manual



Direct Control

1. Display power "ON" condition.
2. Fire button B.
3. Fire button A.
4. Left/Right hand play.
5. Suction cups.
6. Fire button C.
7. Game start button.
8. Game play speed control
ON — slow down the current speed.
OFF — remain current speed.
9. Some game might need to use of button C frequently, switch A/C exchange button onto button C position, which switch the button on the base of the joystick from button A to C. and remains the same on the hand grip.
10. Button A/B Turbo select switch.
••• — into turbo mode.
• — in regular function.
11. Button A/B Turbo fire speed control



slow fire speed

turbo fire speed.

Remote Control

1. Display power "ON" condition.
2. Fire button B.
3. Fire button A.
4. Left/Right hand play.
5. Suction cups.
6. Fire button C.
7. Game start button.
8. Power ON/OFF switch
9. Some game might need to use of button C frequently, switch A/C exchange button onto button C position, which switch the button on the base of the joystick from button A to C. and remains the same on the hand grip.
10. Button A/B Turbo select switch.
••• — into turbo mode.
• — in regular function
11. Button A/B Turbo fire speed control



slow fire speed

turbo fire speed.

Direct Control Function Table


	PC/ENGINE	SEGA	NINTENDO	(ATARI) COMMODORE
1	V	V	V	V
2	V	V	V	V
3	V	V	V	V
4	V	V	V	V
5	V	V	V	V
6	V	V	V	*
7	V	V	V	*
8	V	V	*	*
9	V	V	V	V
10	V	V	V	V
11	V	V	V	V
12	V	V	V	V
13	V	V	V	V

* non-function


* JUMP PIN SETTING (Remote Control)




SEGA



COMMODORE, (ARTRI)



MSX



PC/ENGINE