





Quick-Fire



SMITM
SPECTRAVIDEO

MODEL QUICKSHOT JR
PATENT PENDING
MADE IN HONG KONG

Q.C.
PASSED

158
TODDLER

QuickShot™ IV

DELUXE JOYSTICK CONTROLLER

- FEATURES
- 3 interchangeable grip styles let you match the grip with the game play, or game player.
 - 2 fire buttons allow both right- and left-handed control.
 - 4 suction cups let you anchor the joystick to a desk or table top for single-handed operation.

SVI
SPECTRAVIDEO

QuickShot™ IV

DELUXE JOYSTICK CONTROLLER



- FOR THE:
- ATARI 512/528 COMPUTERS
 - ATARI 400/600/800XL COMPUTERS
 - ATARI 520XL COMPUTERS
 - SPECTRAVIDEO COMPUTER SYSTEM
 - COMMODORE AMIGAE
 - COMMODORE C64
 - VIC PC 8801 COMPUTER
 - VIC 20 COMPUTER

SVI
SPECTRAVIDEO

INTERNATIONAL LIMITED

QuickShot™ IV


DELUXE JOYSTICK CONTROLLER




Sportsmen
Swing through the jungle with the Sportsmen!

3-IN-1

SVI
SPECTRAVIDEO



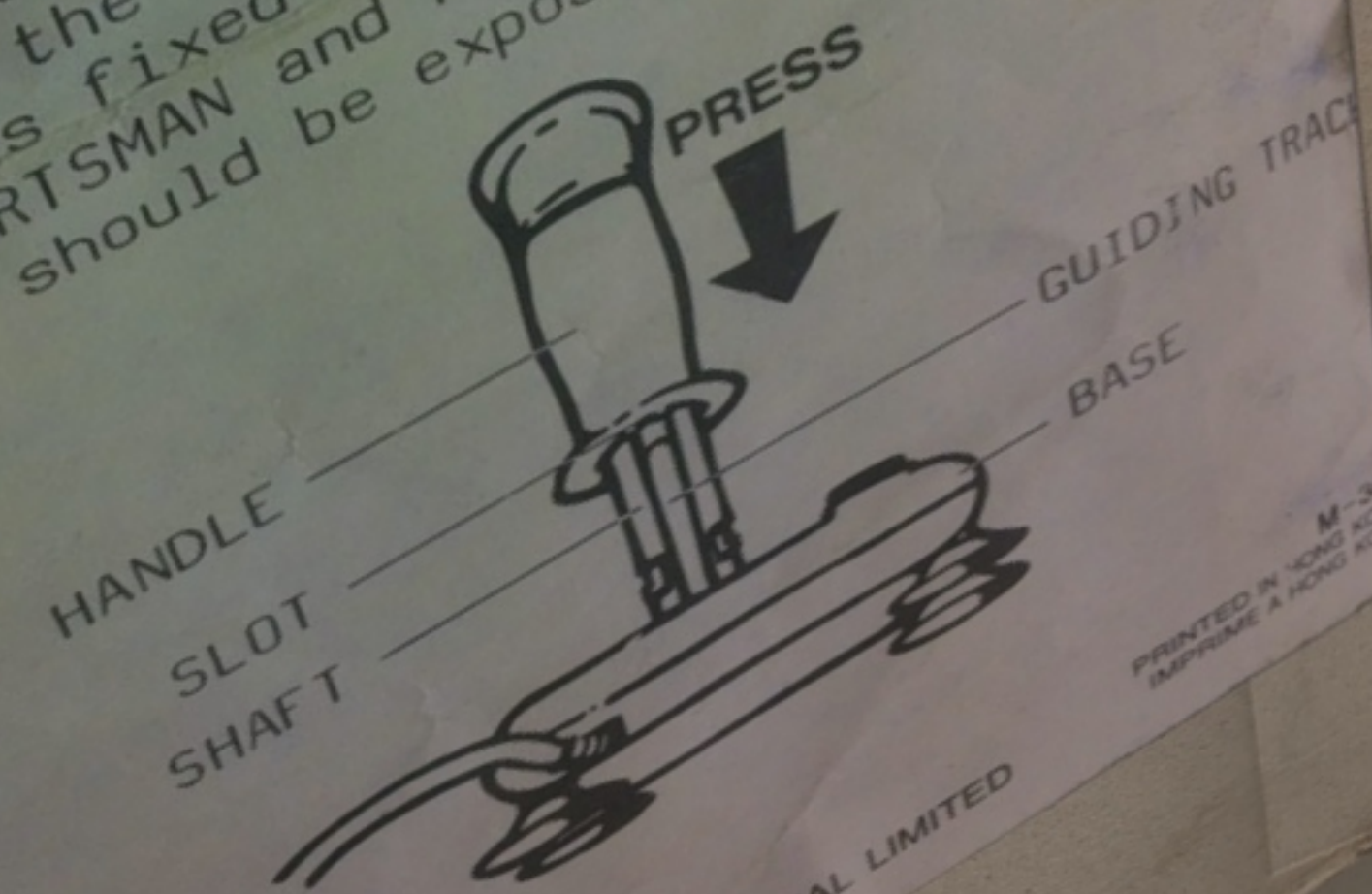


QuickShot™ IV

INSTRUCTION MANUAL

To change the handle:

1. Remove the currently installed handle by pulling it away from the joystick base.
2. Select the handle you intend to use. Align the slot on the handle with the guiding track on the shaft; then press the handle downward over the base. A click indicates the handle is fixed in place. At this point, the SPORTSMAN and FIGHTER, the top fire button should be exposed.



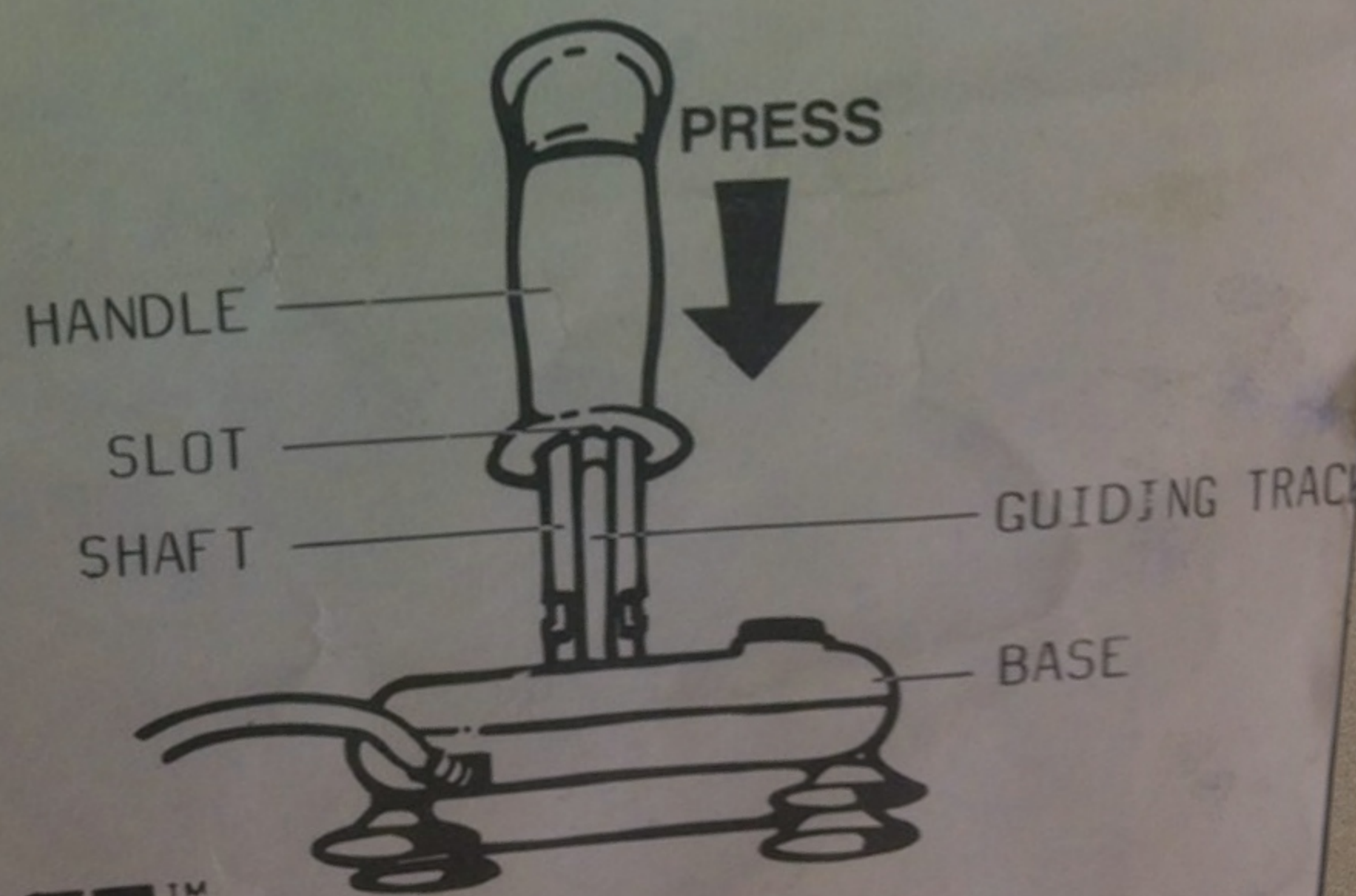
SVI
SPECTRAVIDEO
©1985 SPECTRAVIDEO INTERNATIONAL LIMITED

QuickShot™ IV

INSTRUCTION MANUAL

To change the handle:

1. Remove the currently installed handle by pulling it away from the joystick base.
2. Select the handle you intend to use. Align the slot on the handle with the guiding track on the shaft; then press the handle downward over the shaft until it is nearly touching the base. A click indicates the handle is fixed in place. At this point the SPORTSMAN and FIGHTER, the top fire button should be exposed.



SVI™
SPECTRAVIDEO

©1985 SPECTRAVIDEO INTERNATIONAL LIMITED

M-30
PRINTED IN HONG KONG
IMPRIME A HONG KONG





