





02362118


 **Genius Mouse**
BUS VERSION

Made in Taiwan R.O.C. KYB7L018.

« OPEN

« LOCK

Genius Mouse



Genius Mouse

- CONNECTOR: CUSTOMER ASSIGNABLE.
- SENSOR: OPTICAL ROTARY ENCODER.
- SPEED: 500 MM/SEC.
- RESOLUTION: 0.12 MM/DOT. 200 DPI.
- TTL LEVEL OUTPUT

GM-7 BUS MOUSE

made in TAIWAN R.O.C.

DATTEL
ELECTRONICS

MOUSE INSTALLATION FOR THE AMSTRAD CPC

Your mouse interface simply plugs into the expansion port at the rear of the machine. The joystick type trailing lead which comes from the interface is plugged into the joystick port on the side of your computer. The mouse supplied, again, simply plugs into the joystick type socket on the side of your mouse interface. The hardware installation is now complete and you can now power up the machine. Please note that no interface should be connected or disconnected whilst the machine is switched on, otherwise damage may occur. It should not be necessary to remove the interface as it is compatible with most other products but, should problems occur, it should be removed. It is advisable, however, to remove the mouse interface lead from your joystick port, as it may interfere with normal operations when not using the mouse.

INSTALLING THE OCP ART STUDIO

Simply load the Art Studio in the normal way. When loaded, you will be presented with a menu across the top of the screen. Using the cursor keys, move the arrow to the MISC position to reveal a pull-down menu. Now move to the INPUT DEVICE position and press SPACE to select a further input device menu. Again using the cursor keys, move to the AMX MOUSE position and press SPACE to select this device. You now have mouse control of the arrow and can move away from the pull-down menus and press SPACE to clear the screen. You are now ready to draw.



DATTEL ELECTRONICS
Manufacturers • Distributors • Mail Order Specialists • Importers of Micro Electronic Components

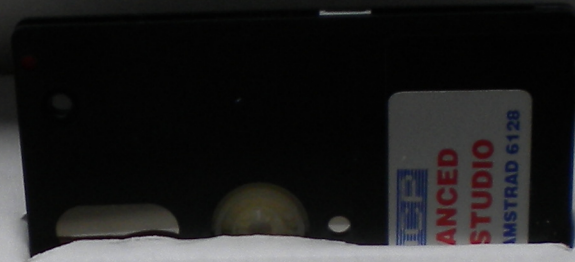
DATTEL ELECTRONICS LTD., GOVAN RD, FENTON INDUSTRIAL ESTATE, FENTON, STOKE-ON-TRENT, ST4 2RS.
TEL 0782 744707, FAX 0782 744292.

AMSTRAD
CPC 6128


THE ADVANCED OCP ART STUDIO



USER
MANUAL



Genius Mouse



Genius Mouse

GM-7 BUS MOUSE

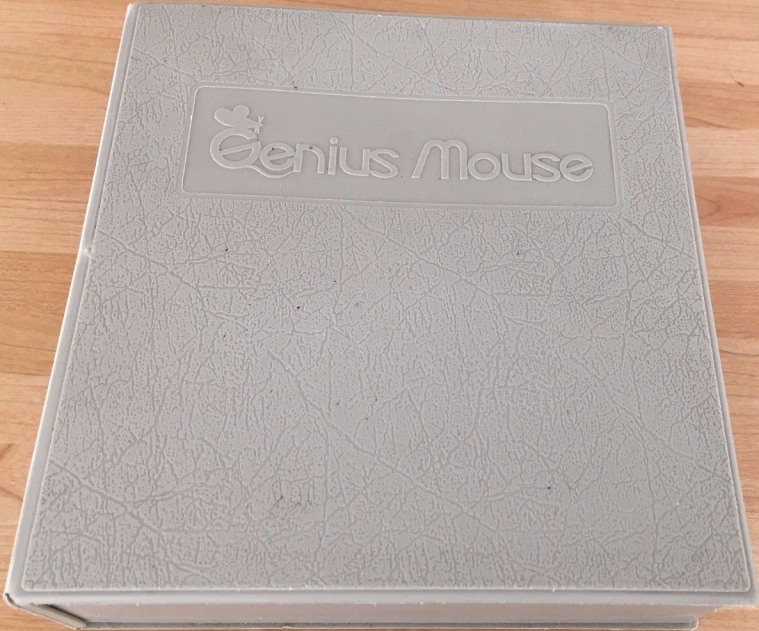
made in TAIWAN R.O.C.


- CONNECTOR: CUSTOMER ASSIGNABLE.
- SENSOR: OPTICAL ROTARY ENCODER.
- SPEED: 500 MM/SEC.
- RESOLUTION: 0.12 MM/DOT. 200 DPI.
- TTL LEVEL OUTPUT





Genius

A rectangular, light gray product box with a cracked, leather-like texture. The box is centered on a light-colored wooden surface. In the upper-middle section of the box, there is a recessed rectangular area containing the brand name and logo.


 Genius Mouse



8845351

« OPEN

« LOCK




KY-86SC

Genius Mouse

PASSION_RETRON_ELECTRONICS

Genius Mouse



- CONNECTOR: CUSTOMER ASSIGNABLE
- SENSOR: OPTICAL ROTARY ENCODER
- SPEED: 500 MM/SEC
- RESOLUTION: 0.12 MM/DOT, 200 DPI
- TTL LEVEL OUTPUT

GM-7 BUS MOUSE

made in TAIWAN R.O.C.



PASSION_RETRO_ELECTRONICS

KY-8000

Genius



PASSION_RETRO_ELECTRONICS

PASSION_RETRO_ELECTRONICS





03071045

Genius Mouse
BUS VERSION
Made in Taiwan P.O.C. HYE71.012

PASSION_RETRO_ELECTRONICS

PASSION_RETRO_ELECTRONICS

PASSION_RETRO_ELECTRONICS
Genius Mouse

03071045

An open, light-colored cardboard box is shown from a top-down perspective, resting on a green grid-patterned mat. Inside the box, a white cable is coiled, and a white envelope or card is visible. The text "PASSION_RETRO_ELECTRONICS" is overlaid in the center of the image in a white, monospace-style font.

PASSION_RETRO_ELECTRONICS

Genius Mouse

COMPLETE GRAPHICS SYSTEM & ACCESSORIES



COMPLETE WITH
**OCF
ART STUDIO**



- ▶ A HIGH RESOLUTION MOUSE COMPLETE WITH INTERFACE (IF REQUIRED)
- ▶ SUPER COMPLETE CONTROL - PRECISE AND SMOOTH ACTION
- ▶ COMPS COMPLETE WITH OCF ART STUDIO - A TOP QUALITY DRAWING PACKAGE
- ▶ FREE MOUSE MAT AND MOUSE ADAPTER!

**DATTEL
ELECTRONICS**

AMSTRAD
VERSION

OCF ART STUDIO THE No. 1 DRAWING PACKAGE TOGETHER WITH THE GENIUS MOUSE SYSTEM ALLOWS YOU TO CREATE SUPERB GRAPHICS EASILY.

CREATE AN IMAGE - DRAWN IT, EXPAND IT, MOVE IT, ROTATE IT, COPY IT, COLOUR IT, SPRAY A PATTERN OR A SHAPE, DRAW LINES, TRIANGLES, RECTANGLES, CIRCLES - STRETCH & MANIPULATE AND TEXT ON CHARACTERS, UP, DOWN, FORWARD - ANY SIZE OR PROPORTION. Zoom IN OR SHINK DOWN. PLUS LOTS MORE!



Genius Mouse

COMPLETE GRAPHICS SYSTEM & ACCESSORIES



COMPLETE WITH
**OCF
ART STUDIO**



- ▶ A HIGH RESOLUTION MOUSE COMPLETE WITH INTERFACE (IF REQUIRED)
- ▶ SUPER COMPLETE CONTROL - PRECISE AND SMOOTH ACTION
- ▶ COMPS COMPLETE WITH OCF ART STUDIO - A TOP QUALITY DRAWING PACKAGE
- ▶ FREE MOUSE MAT AND MOUSE ADAPTER!

**DATTEL
ELECTRONICS**

AMSTRAD
VERSION

OCF ART STUDIO THE No. 1 DRAWING PACKAGE TOGETHER WITH THE GENIUS MOUSE SYSTEM ALLOWS YOU TO CREATE SUPERB GRAPHICS EASILY.

CREATE AN IMAGE - DRAWN IT, EXPAND IT, MOVE IT, ROTATE IT, COPY IT, COLOUR IT, SPRAY A PATTERN OR A SHAPE, DRAW LINES, TRIANGLES, RECTANGLES, CIRCLES - STRETCH & MANIPULATE AND TEXT ON CHARACTERS, UP, DOWN, FORWARD - ANY SIZE OR PROPORTION. Zoom IN OR SHINK DOWN. PLUS LOTS MORE!



DATTEL ELECTRONICS

DATTEL Electronics

MOUSE INSTALLATION FOR THE AMSTRAD CPC

This mouse installation page fits the expansion port at the rear of the machine. The device uses locking pins which cause the interface to project from the device port on the top of your computer. The mouse, keyboard, light, display board for the device port are not part of the device. The bottom display board fits the device port and can be used on the side of your machine. The bottom display board can also be used to mount the mouse on the side of your machine. Please note that the mouse must be connected to the machine while the machine is switched on, otherwise things may occur. It should not be attempted to connect the mouse as it is connecting with the mouse port. Should the mouse be connected to the machine, the machine should be switched on and the mouse button lead from your power pack, or any device with similar operation when not using the mouse.

INSTALLING THE OCF ART STUDIO

Simply load the Art Studio for the Amstrad CPC. While loaded, you will be presented with a screen across the top of the screen. Using the mouse keys, move the cursor to the 'start' position to load a software screen. Now press the OCF ART STUDIO position and press ENTER to enter a screen with the mouse. Again using the mouse keys, move to the OCF MOUSE position and press ENTER to install the device. This can be done at any time. You can also install the device with the mouse lead from the power pack device and press ENTER to enter the screen. You can also install the device.

DATTEL ELECTRONICS

100, BURNLEY ROAD, BURNLEY, LANCASHIRE, ENGLAND, BB10 3PH
TEL: 051 744 2211 FAX: 051 744 2212

OCP ART STUDIO THE No.1 DRAWING PACKAGE TOGETHER WITH THE GENIUS MOUSE SYSTEM ALLOWS YOU TO CREATE SUPERS GRAPHICS EASY.

CREATE AN IMAGE - SHRINK IT, EXPAND IT, MOVE IT, ROTATE & COPY IT.
COLOUR IT. SPRAY A PATTERN OR A SHADE. DRAW LINES, TRIANGLES,
RECTANGLES, CIRCLES - STRETCH & MANIPULATE. ADD TEXT OR CHARACTERS.
UP, DOWN, SIDWAYS - ANY SIZE OR PROPORTION. ZOOM IN OR SHRINK DOWN.
PLUS LOTS MORE!

A HIGH SPEED MOUSE
COMPLETE WITH SOFTWARE
IF REQUIRED TO ENHANCE
GIVE YOU FULL CONTROL
PRECISE AND SMOOTH
ACTION COMPATIBLE WITH OCP
ART STUDIO THE QUALITY
DRAWING PACKAGE
FREE MOUSE MAT AND MOUSE
HOUSE.

Genius Mouse
COMPLETE GRAPHICS SYSTEM & ACCESSORIES

GENIUS MOUSE



Genius Mouse

COMPLETE GRAPHICS SYSTEM & ACCESSORIES



COMPLETE WITH
**OCF
ART
STUDIO**



- ▼ A HIGH RESOLUTION MOUSE COMPLETE WITH INTERFACE (IF REQUIRED).
- ▼ GIVES COMPLETE CONTROL - PRECISE AND SMOOTH ACTION.
- ▼ COMES COMPLETE WITH OCF ART STUDIO - A TOP QUALITY DRAWING PACKAGE.
- ▼ FREE MOUSE MAT AND MOUSE HOUSE!

OCF ART STUDIO THE No.1 DRAWING PACKAGE TOGETHER WITH THE GENIUS MOUSE SYSTEM ALLOWS YOU TO CREATE SUPERB GRAPHICS EASILY. CREATE AN IMAGE - SHRINK IT, EXPAND IT, MOVE IT, ROTATE IT, COPY IT, COLOUR IT, SPRAY A PATTERN OR A SHADE. DRAW LINES, TRIANGLES, RECTANGLES, CIRCLES - STRETCH & MANIPULATE. ADD TEXT OR CHARACTERS, UP, DOWN, SIDEWAYS - ANY SIZE OR PROPORTION. ZOOM IN OR SHRINK DOWN. PLUS LOTS MORE!



**DATEL
ELECTRONICS**

AMSTRAD
VERSION



Genius Mouse

COMPLETE GRAPHICS SYSTEM & ACCESSORIES



COMPLETE WITH
**OCF
ART
STUDIO**



Shown larger than actual size.

- ▼ A HIGH RESOLUTION MOUSE COMPLETE WITH INTERFACE (IF REQUIRED).
- ▼ GIVES COMPLETE CONTROL - PRECISE AND SMOOTH ACTION.
- ▼ COMES COMPLETE WITH OCF ART STUDIO - A TOP QUALITY DRAWING PACKAGE.
- ▼ FREE MOUSE MAT AND MOUSE HOUSE!

OCF ART STUDIO THE No.1 DRAWING PACKAGE TOGETHER WITH THE GENIUS MOUSE SYSTEM ALLOWS YOU TO CREATE SUPERB GRAPHICS EASILY.

CREATE AN IMAGE - SHRINK IT, EXPAND IT, MOVE IT, ROTATE IT, COPY IT, COLOUR IT, SPRAY A PATTERN OR A SHADE. DRAW LINES, TRIANGLES, RECTANGLES, CIRCLES - STRETCH & MANIPULATE. ADD TEXT OR CHARACTERS, UP, DOWN, SIDEWAYS - ANY SIZE OR PROPORTION. ZOOM IN OR SHRINK DOWN. PLUS LOTS MORE!



**DATEL
ELECTRONICS**

AMSTRAD
VERSION



0792 744334
 0792 744702
 0792 744188
ELECTRONICS
 100, PENTON INDUSTRIAL ESTATE,
 101, 87A 3RD, BRIMLEY

REL
ics
RELATION
AD PCG
 at the rear of the machine. The
 plugged into the joystick port on
 (action is now complete and you
 interface should be connected or
 damage may occur. It should not
 most other products but should
 to remove the mouse interface
 operations when not using the
OCF
 presented with a menu
 to the MISC position to
 press SPACE to select
 ANY MOUSE position
 e arrow and can move
 You are now ready to

S
 0792 2103

TECHNICAL ENQUIRIES ☎ 0782 744224

Our Technical Enquiries will try to answer your questions concerning the installation or operation of any Datel products. The Technical Line is available Monday to Friday 9.00am-5.00pm. Unfortunately, we are not able to answer any written technical enquiries since this is a telephone only service.

ORDER ENQUIRIES ☎ 0782 744707

All efforts have been made to ensure that your order is delivered to you as quickly as possible and without problems. If however, you have a query concerning any aspect of your order, then please contact our Sales Department on 0782 744707. Please quote the number on the right hand side of the address label affixed to your order, since this will speed up the processing of your enquiry.

CUSTOMER SERVICES ☎ 0782 744189

Any enquiry concerning your order should, in the first instance, be made to our Sales Department - 0782 744707 since they are best equipped to deal with it. If you feel that you have a problem that our Sales Department has been unable to resolve, then please telephone our Customer Services Department on 0782 744189 who will try to assist you further with your enquiry.

DATTEL ELECTRONICS

DATTEL ELECTRONICS LTD., GOVAN RD, FENTON INDUSTRIAL ESTATE,
FENTON, STOKE-ON-TRENT, ST4 2HS, ENGLAND.

DATTEL
ELECTRONICS

MOUSE INSTALLATION FOR THE AMSTRAD CPC

Your mouse interface simply plugs into the expansion port at the rear of the machine. The joystick type trailing lead which comes from the interface is plugged into the joystick port on the side of your computer. The mouse supplied, again, simply plugs into the joystick type socket on the side of your mouse interface. The hardware installation is now complete and you can now power up the machine. Please note that no interface should be connected or disconnected while the machine is switched on, otherwise damage may occur. It should not be necessary to remove the interface as it is compatible with most other products but, should problems occur, it should be removed. It is advisable, however, to remove the mouse interface lead from your joystick port, as it may interfere with normal operations when not using the mouse.

INSTALLING THE OCP ART STUDIO

Simply load the Art Studio in the normal way. When loaded, you will be presented with a menu across the top of the screen. Using the cursor keys, move the arrow to the MISC position to reveal a pull-down menu. Now move to the INPUT DEVICE position and press SPACE to select a further input device menu. Again using the cursor keys, move to the AMX MOUSE position and press SPACE to select this device. You now have mouse control of the arrow and can move away from the pull-down menus and press SPACE to clear the screen. You are now ready to draw.

DATTEL ELECTRONICS

DATTEL ELECTRONICS LTD., GOVAN RD, FENTON INDUSTRIAL ESTATE, FENTON, STOKE-ON-TRENT, ST4 2HS,
TEL 0782 744707, FAX 0782 744292.

OCP ART STUDIO THE No. 1 DRAW

MOUSE SYSTEM ALLOWS YOU TO C

CREATE AN IMAGE, SHRINK IT, EX

RESIZE IT, MOVE A PICTURE ON

THE TABLE, COLOUR, STRETCH

DELETE, COPY, PASTE

Genius
COMPLETE G



OCP ART STUDIO
MOUSE SYSTEM

CREATE AN IMAGE,
COLOUR IT, SPR
RECTANGLES, C
UP, DOWN, SID
PLUS LOTS MO

Genius Mouse

COMPLETE GRAPHICS SYSTEM & ACCESSORIES



COMPLETE WITH
OCF ART STUDIO



OCF ART STUDIO MOUSE SYSTEM
CREATE AN IMAGE COLOUR IT, STRETCH RECTANGLES, G UP, DOWN, SIDE PLUS LOTS MORE!

Genius
COMP



OCF ART STUDIO THE No.1 DRAWING PACKAGE TOGETHER WITH THE GENIUS MOUSE SYSTEM ALLOWS YOU TO CREATE SUPERB GRAPHICS FAST!
CREATE AN IMAGE - SHRINK IT, EXPAND IT, MOVE IT, ROTATE IT, COPY IT, COLOUR IT, SPRAY A PATTERN ON A SHAPE, DRAW LINES, TRIANGLES, RECTANGLES, CIRCLES - STRETCH & MANIPULATE. ALSO TEST ON CHARACTER, UP, DOWN, SIDWAYS - ANY SIZE OR PROPORTION. DONE IN 30 SECONDS DOWN PLUS LOTS MORE!

DATEL ELECTRONICS

TECHNICAL ENQUIRIES ☎ 0782 742624

The Technical Manager will be pleased to answer your questions concerning the availability or operation of any Datel products. The Technical Manager is available Mon to Friday 9.00am - 5.00pm. Alternatively, we are available to answer any queries between our regular office hours by a 24-hour telephone service.

ORDER ENQUIRIES ☎ 0782 742624

All orders have been made to order and are subject to availability of goods and materials. Delivery dates are given as a guide only. Delivery dates are subject to change without notice. Delivery dates are subject to change without notice. Delivery dates are subject to change without notice.

CUSTOMER SERVICES ☎ 0782 742624

We would be pleased to offer advice in the first instance, but should you require further assistance, please contact our Customer Services Department on 0782 742624 who will be pleased to assist you with your enquiries.

DATEL ELECTRONICS

DATEL ELECTRONICS LTD, 202A-202B BEL AIRWAY INDUSTRIAL ESTATE, PETERBOROUGH, NORTHAMPTONSHIRE, ENGLAND, NN2 2JG, U.K.

INSTALLING THE OCF ART STUDIO

Simply load the Art Studio in the normal way. When loaded, you will be presented with a menu across the top of the screen. Using the cursor keys, move the arrow to the MENU position in a further legal device screen. Again using the cursor keys, move to the OCF ART STUDIO position and press SPACE to select this device. You now have complete control of the screen and can move away from the pull-down menus and press SPACE to clear the screen. You are now ready to draw.

DATEL ELECTRONICS


DATEL ELECTRONICS LTD, 202A-202B BEL AIRWAY INDUSTRIAL ESTATE, PETERBOROUGH, NORTHAMPTONSHIRE, ENGLAND, NN2 2JG, U.K.



AMSTRAD VERSION



- Special Offer - Free Mouse
- ▶ A HIGH RESOLUTION MOUSE COMPLETE WITH INTERFACE (IF REQUIRED)
 - ▶ GIVES COMPLETE CONTROL - PRECISE AND SMOOTH ACTION
 - ▶ COMES COMPLETE WITH OCF ART STUDIO - A TOP QUALITY DRAWING PACKAGE
 - ▶ FREE MOUSE MAT AND MOUSE HOUSING



Genius Mouse

COMPLETE GRAPHICS



TECHNICAL ENQUIRIES
Our Technical Helpdesk will try to resolve your queries as quickly as possible. The Technical Line is available 24 hours a day, 7 days a week. Please call 0793 744767. Please have the address label affixed to your order, since this will help us to identify your order.

ORDER ENQUIRIES
All orders have been made to ensure that your order is delivered on time. If however, you have a query regarding your order, please call 0793 744767. Please have the address label affixed to your order, since this will help us to identify your order.

CUSTOMER SERVICES
Any enquiries concerning your order should be directed to our Sales Department on 0793 744767. Please have the address label affixed to your order, since this will help us to identify your order.

DATTEL ELECTRONICS LTD.
DATTEL ELECTRONICS LTD., GOSWAMY ROAD, PONDICHERRY, INDIA. TEL: 0413 241111, FAX: 0413 241112.

INSTALLING ART STUDIO

Simply load the Art Studio in the normal way. When you have done this, press the pull-down cursor. Using the cursor arrow, select the device name. Again using the cursor arrow, select the device. You now have a pull-down menu and press SPACE to select the device.

DATTEL ELECTRONICS LTD.
GOSWAMY ROAD, PONDICHERRY, INDIA. TEL: 0413 241111, FAX: 0413 241112.



- ▼ A HIGH RESOLUTION MOUSE SYSTEM ALLOWS YOU TO CREATE SUPERB GRAPHICS EASILY.
- ▼ COMPLETE WITH INTERACTIVE SOFTWARE.
- ▼ GIVES COMPLETE CONTROL AND SMOOTH ACTION.
- ▼ COMES COMPLETE WITH OCP ART STUDIO - A TOP QUALITY DRAWING PACKAGE.
- ▼ FREE MOUSE MAT AND MOUSE!

OCP ART STUDIO THE No.1 DRAWING PACKAGE TOGETHER WITH THE GENIUS MOUSE SYSTEM ALLOWS YOU TO CREATE SUPERB GRAPHICS EASILY.

CREATE AN IMAGE - SHRINK IT, EXPAND IT, MOVE IT, ROTATE IT, COPY IT, COLOUR IT, SPRAY A PATTERN OR A SHAPE, DRAW CIRCLES, RECTANGLES, ETC.